





Women in
the Workplace

2022





About the study

Women in the Workplace is the largest study on the state of women in corporate America.¹ In 2015, LeanIn.Org and McKinsey & Company launched the study to give companies insights and tools to advance gender diversity in the workplace. Between 2015 and 2022, over 810 companies participated in the study, and more than 400,000 people were surveyed on their workplace experiences. This year, we collected information from 333 participating organizations employing more than 12 million people, surveyed more than 40,000 employees, and conducted interviews with women of diverse identities, including women of color, LGBTQ+ women, and women with disabilities.² Our 2022 report focuses on how the pandemic has changed what women want from their companies, including the growing importance of opportunity, flexibility, employee well-being, and diversity, equity, and inclusion.

Sign up to participate in the 2023 study at womenintheworkplace.com.

Table of Contents


05 Introduction

06 The state of the pipeline

- 08 Women are still dramatically underrepresented in leadership
- 09 The “broken rung” is still holding women back
- 10 Women leaders are leaving their companies at higher rates

A CLOSER LOOK

- 11 Women remain deeply underrepresented in technical roles



12 Why women leaders are switching jobs

- 13 Women leaders want to advance, but they face stronger headwinds
- 14 Women leaders are overworked and under-recognized
- 15 Women leaders are seeking a different culture of work
- 16 Companies are also at risk of losing young women

A CLOSER LOOK

- 17 Black women leaders face even greater barriers to advancement
- 18 Women leaders are also overworked at home



19 An intersectional look at women’s experiences

- 22 Some women face more bias and receive less support at work
- 23 In their words

24 The importance of flexible and remote work

- 27 A majority of women prefer remote and hybrid work
- 28 Employees who can choose their work arrangement are less likely to leave
- 29 Women experience fewer microaggressions when they work remotely
- 31 Navigating the shift to remote and hybrid work



A CLOSER LOOK

- 30 Remote work options are especially critical for women with disabilities

CASE STUDY: How Blue Shield of California made a successful shift to hybrid work

36 The importance of managers

- 38 Company expectations are rising, but most managers aren't prepared to meet them
- 41 Most companies are not doing enough to train and recognize managers
- 42 When managers show up consistently, women and companies benefit

43 Recommendations for companies

- 45 An overview of the policies and programs driving progress

A CLOSER LOOK

- 47 How companies can avoid "checking the box"


CASE STUDY: How Intuit increased the number of women in tech roles

CASE STUDY: How Citi exceeded its representation goals



50 Conclusion

- 51 Acknowledgments
- 52 Report authors
- 53 Corporate pipeline by industry
- 55 Methodology
- 58 Endnotes



INTRODUCTION

We're in the midst of a “Great Breakup”

There are always winners and losers in the war for talent, and the stakes are higher than ever for companies that want to achieve gender equality.

Women are demanding more from work, and they're leaving their companies in unprecedented numbers to get it. Women leaders are switching jobs at the highest rate we've ever seen—and at a higher rate than men in leadership.³ This could have serious implications for companies. Women are already significantly underrepresented in leadership. For years, fewer women have risen through the ranks because of the “broken rung” at the first step up to manager.⁴ Now, companies are struggling to hold on to the relatively few women leaders they have. And all of these dynamics are even more pronounced for women of color.

The reasons women leaders are stepping away from their companies are telling. Women leaders are just as ambitious as men, but at many companies they face headwinds that make it harder to advance.⁵ They're more likely to experience belittling microaggressions, such as having their judgment questioned or being mistaken for someone more junior. They're doing more to support employee well-being and foster inclusion, but this critical work is spreading them thin and going mostly unrewarded. And finally, it's increasingly important to women leaders that they work for companies that prioritize flexibility, employee well-being, and diversity, equity, and inclusion.

If companies don't take action, they won't just lose their women leaders; they risk losing the next generation of women leaders, too. Young women are even more ambitious, and they place a higher premium on working in an equitable, supportive, and inclusive workplace.⁶ They're watching senior women leave for better opportunities, and they're prepared to do the same.

PART 1

The state of the pipeline

Two pipeline challenges put gender equality out of reach for most companies

Despite modest gains in representation over the last eight years, women—and especially women of color—are still dramatically underrepresented in corporate America. And this is especially true in senior leadership: only 1 in 4 C-suite leaders is a woman, and only 1 in 20 is a woman of color. Moreover, most companies are grappling with two pipeline problems that make achieving gender equality in their organization all but impossible:

The “broken rung” remains broken. For the eighth consecutive year, a “broken rung” at the first step up to manager is holding women back. For every 100 men who are promoted from entry level to manager, only 87 women are promoted, and only 82 women of color are promoted. As a result, men significantly outnumber women at the manager level, and women can never catch up. There are simply too few women to promote into senior leadership positions.⁷

More women leaders are leaving their companies. Now companies have a new pipeline problem. Women leaders are leaving their companies at the highest rate in years, and the gap between women and men leaders leaving is the largest we’ve ever seen. To put the scale of the problem in perspective: for every woman at the director level who gets promoted to the next level, two women directors are choosing to leave their company.



Many women are switching jobs for better opportunities, but some are considering downshifting and leaving the workforce.

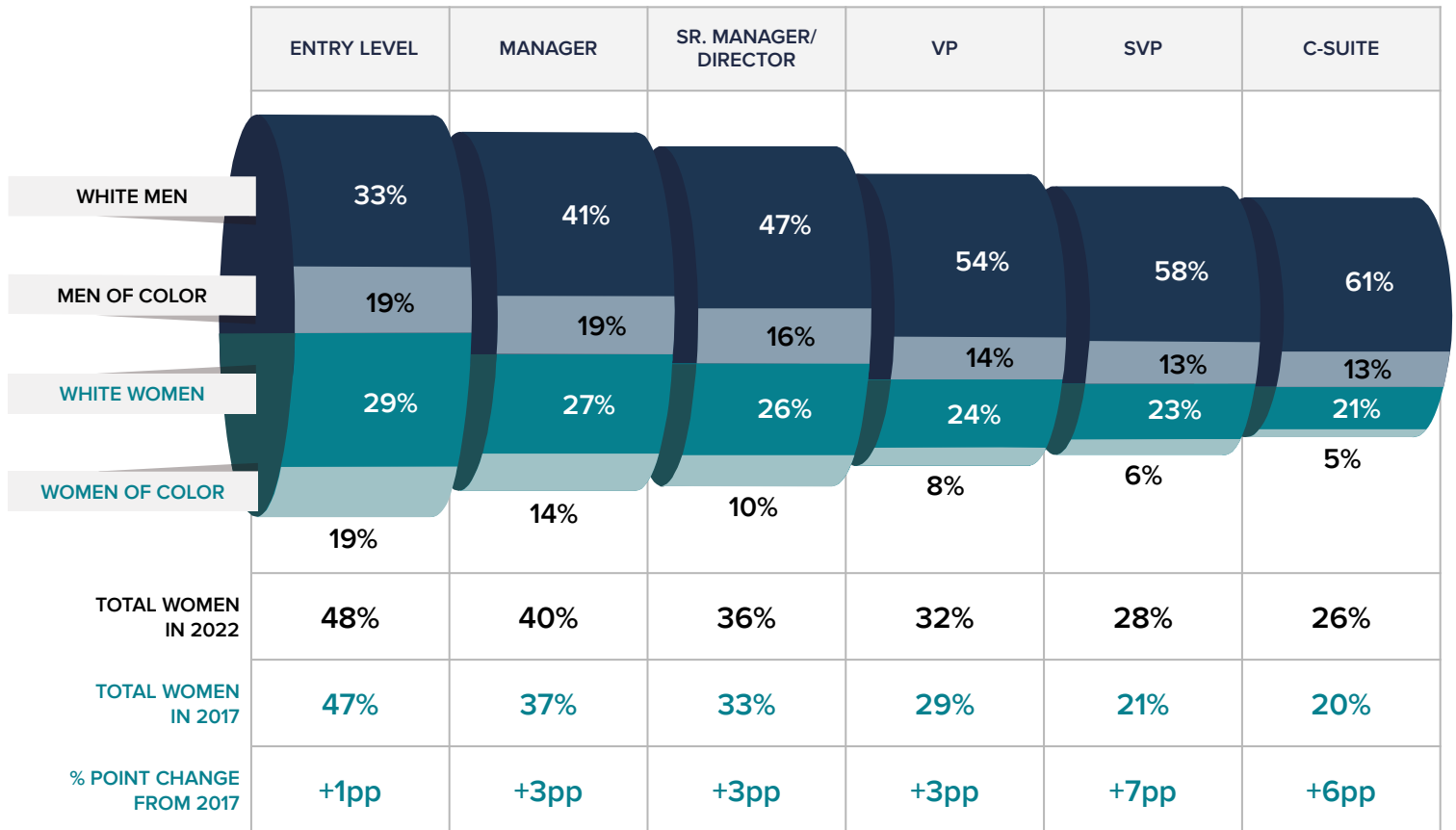
In the past year, 29% of women—and 22% of men—have thought about reducing their hours, taking a less demanding job, or leaving the workforce altogether, although far fewer have actually taken these actions.

Despite modest progress, women are still dramatically underrepresented in leadership

REPRESENTATION IN THE CORPORATE PIPELINE BY GENDER AND RACE⁸

■ MEN ■ WOMEN

% of employees by level at the start of 2022



When I joined this company, I noticed there were a lot of women and people of color in leadership. That let me know it was possible for me to advance. When you come into a company and there are leaders who look like you, it just feels different.”

BLACK WOMAN, MANAGER




The “broken rung” is still holding women back

The biggest obstacle women face on the path to senior leadership is at the first step up to manager. For every 100 men promoted from entry level to manager, only 87 women are promoted, and only 82 women of color are promoted.⁹ As a result, men significantly outnumber women at the manager level, and women can never catch up. There are simply too few women to promote into senior leadership positions.

Some groups of women are even less likely to be promoted to manager. For every 100 men promoted from entry level to manager, only 75 Latinas are promoted—and this number is even lower for Native Hawaiian, Pacific Islander, and Indigenous women.

WOMEN LOSE THE MOST GROUND AT THE FIRST STEP UP TO MANAGER


For every 100 men who are promoted...



87 women are promoted and...



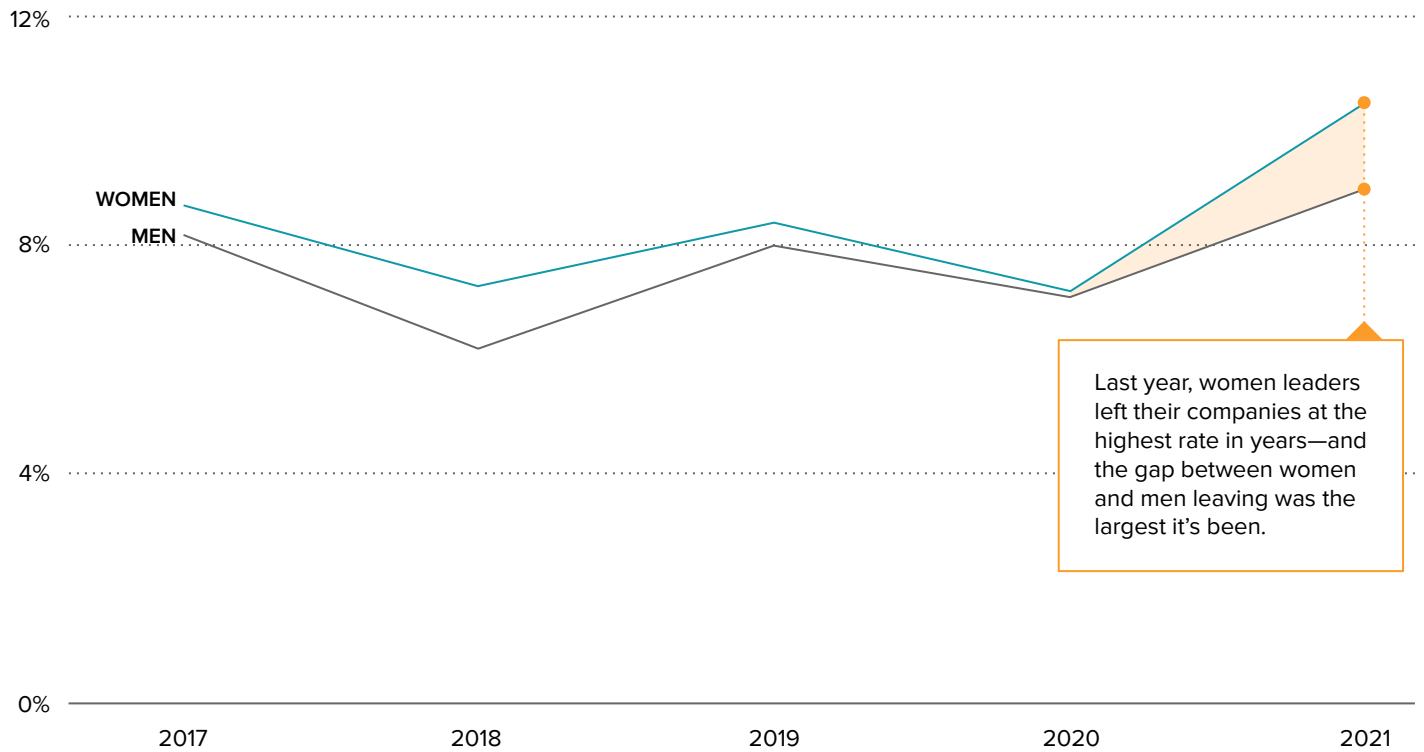
82 women of color are promoted⁹



Women leaders are leaving their companies at higher rates

WOMEN LEADERS ARE LEAVING THEIR COMPANIES AT THE HIGHEST RATE IN YEARS¹⁰

% of voluntary attrition for women vs. men leaders from 2017 to 2021¹¹



For the first time in my career, we're seeing people leaving and going to companies with a more generous work from home policy. So I dug into the data, and I realized something about every single person leaving. They were all women."

BLACK WOMAN, VICE PRESIDENT



A CLOSER LOOK

Women remain deeply underrepresented in technical roles

Women are far less likely than men to work in engineering and technical fields, and women’s relative representation in these jobs is lower than it was in 2018.¹² As a result, women in technical roles are twice as likely as women overall to say they are frequently the only woman in the room at work. The fact that they are so often “Only” women may partly explain why women in tech face higher rates of bias: they are more likely than women in non-technical roles to have their judgment questioned in their area of expertise and to say their gender has played a role in their being passed over for a chance to get ahead.

These trends have troubling implications for gender equality. Engineering and technical roles are among corporate America’s fastest-growing and highest-paid job categories.¹³ If women in these roles have negative day-to-day experiences and don’t see an equal path to advancement, it could lead to larger gaps in both representation and earnings between women and men overall.



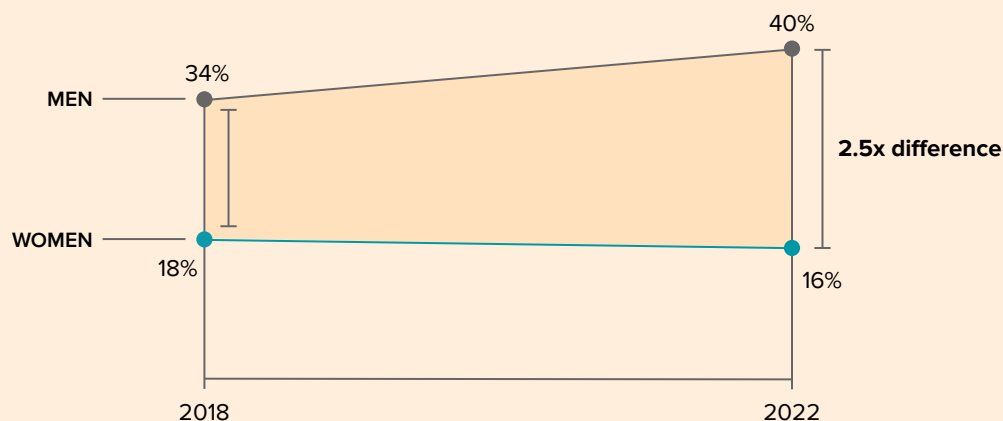
The engineering field is almost all men, and it has been for a long time. When I was at university, there were just five women in a room of sixty men. And when I started working, it was like that too. So it’s a very challenging environment.”

LATINA, MANAGER, IMMIGRANT

32% of women in technical and engineering roles are often the only woman in the room at work.

WOMEN’S RELATIVE REPRESENTATION IN TECHNICAL ROLES DECLINED BETWEEN 2018 AND 2022

% of women and men who self-report that they are in an engineering or technical department



PART 2

Why women leaders are switching jobs

Women leaders are leaving their companies for three key reasons

Women leaders are demanding more from their companies, and they're increasingly willing to switch jobs to get it. Three primary factors are driving their decisions to leave:

Women leaders want to advance, but they face stronger headwinds than men.

Women leaders are as likely as men at their level to want to be promoted and aspire to senior-level roles. In many companies, however, they experience microaggressions that undermine their authority and signal that it will be harder for them to advance. For example, they are far more likely than men leaders to have colleagues question their judgment or imply that they aren't qualified for their jobs. Women leaders are also more likely to report that personal characteristics, such as their gender or being a parent, have played a role in them being denied or passed over for a raise, promotion, or chance to get ahead.



Women leaders are 2x as likely as men leaders to be mistaken for someone more junior.

37% of women leaders have had a coworker get credit for their idea, compared to 27% of men leaders.

“

I've asked many times what I can do to get promoted, and I don't get a good answer. I'm thinking of leaving. And it will be my company's loss since they didn't offer me the opportunity to advance. I hit a ceiling that didn't need to be there.”

SOUTH ASIAN WOMAN, SENIOR MANAGER,
IMMIGRANT

Women leaders are overworked and under-recognized.

Compared to men at their level, women leaders do more to support employee well-being and foster diversity, equity, and inclusion—work that dramatically improves retention and employee satisfaction, but is not formally rewarded in most companies.¹⁴ Spending time and energy on work that isn't recognized could make it harder for women leaders to advance. It also means that women leaders are stretched thinner than men in leadership; not surprisingly, women leaders are far more likely than men at their level to be burned out.

Women leaders are 2x as likely as men leaders to spend substantial time on DEI work.¹⁵

40% of women leaders say their DEI work isn't acknowledged at all in performance reviews.¹⁶

43% of women leaders are burned out, compared to only 31% of men at their level.



“

Burnout from management responsibilities and unsustainable workload has made me more ambitious, but not in the same way. I'm more ambitious about going after something different. I'm more ambitious about making a career change or going after something where I feel more fulfilled.”

WHITE WOMAN, SENIOR MANAGER

Women leaders want a better work culture. Women leaders are significantly more likely than men leaders to leave their jobs because they want more flexibility or because they want to work for a company that is more committed to employee well-being and diversity, equity, and inclusion.¹⁷ And over the last two years, these factors have only become more meaningful to women leaders.¹⁸

If companies don't take action in response to these trends, they're at risk of losing more women leaders. That could have serious implications. Compared to men at the same level, women leaders are investing more time and energy in effective people management, allyship, and DEI.¹⁹ They are leading the transition to a more supportive, inclusive workplace, which is what the next generation of employees—and especially younger women—want and expect.

49% of women leaders say flexibility is one of the top three things they consider when deciding whether to join or stay with a company, compared to 34% of men leaders.

Women leaders are more than 1.5x as likely as men at their level to have left a previous job because they wanted to work for a company that was more committed to DEI.

“I think people have come through the pandemic feeling a bit more empowered. We've realized that being in a toxic environment where you're not happy is just not worth it.”

BLACK WOMAN, VICE PRESIDENT



Companies are also at risk of losing young women

The factors that drive women leaders to leave their companies are even more important to young women. Young women care deeply about opportunity to advance—more than two-thirds of women under 30 want to be senior leaders, and well over half say advancement has become more important to them in the past two years.²⁰ Young women are also more likely than women leaders to say they're increasingly prioritizing flexibility and company commitment to well-being and DEI. Companies that don't take action may struggle to recruit and retain the next generation of women leaders—and for companies that already have a “broken rung” in their leadership pipeline, this has especially worrisome implications.

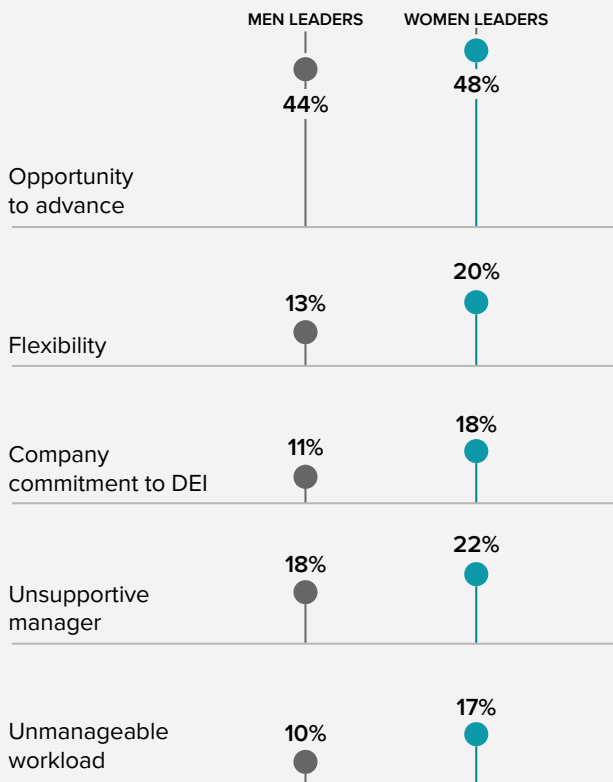
Young women play a critical role in building diverse and inclusive teams. They are more likely than older women to be women of color and identify as LGBTQ+.²¹ They are also more likely than both older employees and men in their age group to actively practice allyship at work.

Two-thirds of women under 30 say they would be more interested in advancing if they saw senior leaders with the work-life balance they want.

THE FACTORS DRIVING WOMEN LEADERS TO SWITCH JOBS ARE MORE IMPORTANT TO YOUNG WOMEN

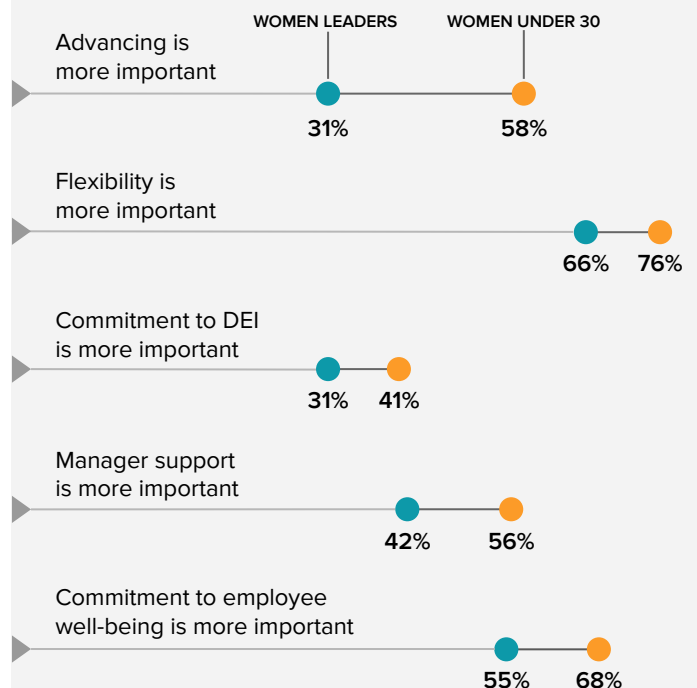
Reasons women leaders are switching jobs...²²

% of women and men leaders who cite these reasons for switching jobs in the past two years



...these factors are increasingly important to women—especially young women²³

% who say the following have become more important to them in the past two years





A CLOSER LOOK

Black women leaders are more ambitious but face greater barriers to advancement

Black women leaders are more ambitious than other women at their level: 59 percent of Black women leaders want to be top executives, compared to 49 percent of women leaders overall. But they are also more likely than women leaders of other races and ethnicities to receive signals that it will be harder for them to advance. Compared to other women at their level, Black women leaders are more likely to have colleagues question their competence and to be subjected to demeaning behavior—and 1 in 3 Black women leaders says they've been denied or passed over for opportunities because of personal characteristics, including their race and gender.²⁴

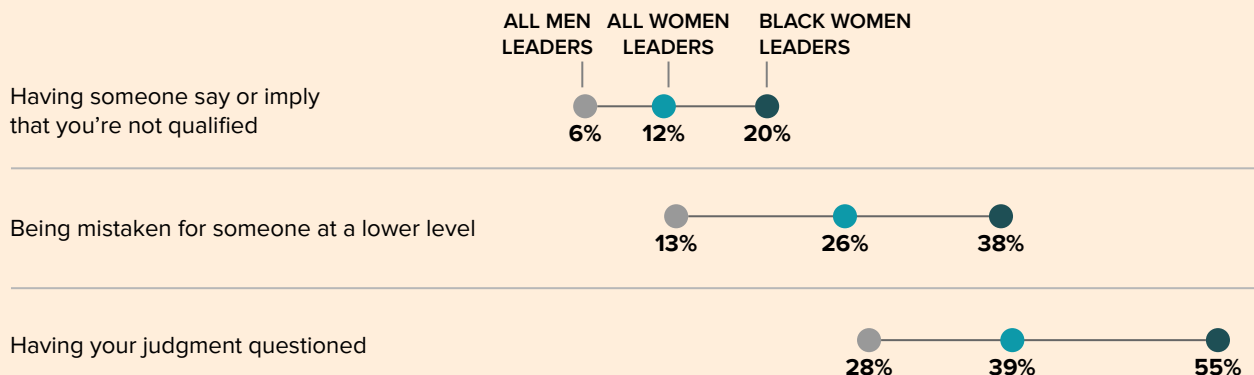
“

When I was promoted to a senior role, I heard comments like, ‘You must have gotten that role because you’re Black.’ A few people actually said this to my face.”

BLACK WOMAN, MANAGER, BISEXUAL

BLACK WOMEN LEADERS ARE MORE LIKELY TO BE UNDERMINED AT WORK

% of leaders who have experienced these microaggressions in the last year





A CLOSER LOOK

Women leaders are also overworked at home

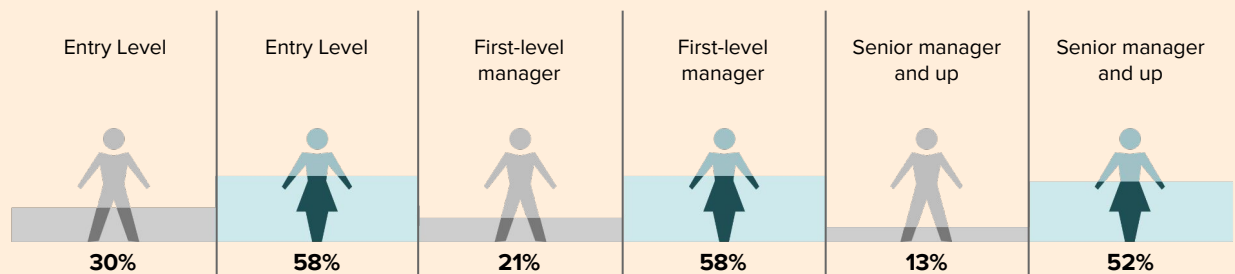
Women at all levels are far more likely than men to be responsible for most or all of their family’s housework and caregiving. But the imbalance is especially stark between men and women in leadership roles. Among entry-level employees, women are about twice as likely as men to be doing all of this work; among employees in leadership, the gap nearly doubles.

“I know that most men in the C-suite have a stay-at-home spouse. My CEO, he’s a nice guy. But he doesn’t have kids at home. He’s not thinking about the logistical challenges of having to look after your family.”

WHITE WOMAN, SENIOR MANAGER, PHYSICAL DISABILITIES

AS MEN ADVANCE, THEY DO LESS HOUSEHOLD LABOR. WOMEN DON’T HAVE THAT LUXURY²⁵

% of men and women at different levels who are responsible for most or all of their family’s housework and/or childcare



PART 3

An intersectional look at women's experiences

Some women face more bias and receive less support at work

Many women experience bias not only because of their gender, but also because of their race, sexual orientation, a disability, or other aspects of their identity—and the compounded discrimination can be much greater than the sum of its parts. As a result, these groups of women often experience more microaggressions and face more barriers to advancement. It's critical that companies and coworkers are aware of these dynamics so they can more effectively promote equity and inclusion for all women.

“As I was progressing through my career, people kept telling me I needed to have ‘executive presence.’ And what they really meant was I needed to look the part. I needed to have the right clothing, I needed to look feminine enough. That was always a challenge for me, because I didn't follow the typical feminine dress code.”

WHITE WOMAN, SENIOR MANAGER, LESBIAN



Although no study can fully capture the experiences of women with traditionally marginalized identities, this year’s findings point to these distinct experiences:

Women of color are more ambitious despite getting less support. Forty-one percent of women of color want to be top executives, compared to 27 percent of white women.

Latinas and Black women are less likely than women of other races and ethnicities to say their manager shows interest in their career development. They also tend to feel less psychological safety²⁶—for example, less than half of Latinas and Black women say people on their team aren’t penalized for mistakes.

Asian women and Black women are less likely to have strong allies on their teams.²⁷ They are also less likely than white women to say senior colleagues have taken important sponsorship actions on their behalf, such as publicly praising their skills or advocating for a compensation increase for them.

Women with disabilities often have their competence challenged and undermined. They are significantly more likely than other groups of women to have their judgment questioned in their area of expertise and to have colleagues get credit for their ideas.

LGBTQ+ women and women with disabilities are more likely to experience demeaning and “othering” microaggressions.²⁸ Compared to women overall, they are more likely to have colleagues comment on their appearance or tell them that they “look mad” or “should smile more.”

Latinas and Asian women are more likely than women of other races and ethnicities to have colleagues comment on their culture or nationality—for example, by asking where they’re “really from.”



These are only some of the many groups of women who often have worse experiences at work due to intersecting and compounding biases. We surveyed women with a wide range of other traditionally marginalized identities—including Indigenous women, Middle Eastern women, mixed-race women, and transgender women, to name just a few—as well as women with multiple intersecting identities. However, due to small sample sizes, we are only able to report on findings for the following groups: Asian women, Black women, Latinas, all women of color, all LGBTQ+ women, and all women with disabilities.

Women with traditionally marginalized identities often have a worse experience at work²⁹

				BETTER EXPERIENCE WORSE EXPERIENCE				
ALL MEN	ALL WOMEN	LGBTQ+ WOMEN ³⁰	WOMEN WITH DISABILITIES		WHITE WOMEN	ASIAN WOMEN	LATINAS	BLACK WOMEN
MANAGER SUPPORT³¹								
42%	44%	53%	41%	Manager shows interest in their career	46%	45%	39%	38%
60%	64%	70%	64%	Manager checks in on their well-being	66%	60%	60%	60%
53%	53%	61%	53%	Manager promotes inclusion on their team	55%	52%	48%	47%
SPONSORSHIP AND ALLYSHIP³²								
63%	65%	73%	62%	Has strong allies on team	67%	59%	63%	59%
53%	54%	59%	52%	Senior coworker publicly praised their skills	56%	51%	48%	49%
31%	31%	33%	29%	Senior coworker advocated for a raise for them	33%	24%	27%	23%
MICROAGGRESSIONS³³								
Challenges to competence								
21%	27%	33%	36%	Others get credit for their ideas	27%	25%	24%	26%
24%	31%	39%	47%	Their judgment is questioned	31%	24%	28%	36%
10%	16%	21%	23%	They've been mistaken for someone more junior	16%	15%	16%	19%
Demeaning and "othering"								
5%	7%	9%	8%	Others make assumptions about their culture or nationality	2%	17%	16%	13%
4%	7%	14%	13%	Others comment on their appearance	7%	5%	7%	9%
10%	14%	23%	25%	They've been criticized for their demeanor	15%	9%	14%	18%
PSYCHOLOGICAL SAFETY³⁴								
57%	56%	61%	56%	Don't worry they'll be penalized for mistakes	61%	51%	44%	45%
62%	54%	59%	52%	Feel comfortable disagreeing with coworkers	57%	51%	45%	44%
52%	48%	54%	49%	Rarely feel excluded	52%	44%	39%	37%

IN THEIR WORDS

“

Someone I work with went behind my back and told my VP that I was having personal conversations in Spanish on the clock. They said I wasn't working. That simply wasn't true. I was speaking Spanish on the job because I manage an entire region that is Spanish-speaking. I was so demoralized. I thought, 'Why even go to work if I'm going to be bullied and harassed about the language I'm speaking?'"

LATINA, MANAGER, PHYSICAL DISABILITY

“

There have been times when I've been excluded from a work-related conversation just because it's easier for other people not to have to gender me correctly. That's happened a couple times. There have been discussions within my sphere of responsibility and I know the answer, but my colleagues go around me."

WHITE NONBINARY INDIVIDUAL, MANAGER



“

A coworker asked me, 'Where are you from?' And I replied with the name of the U.S. town where I grew up. And then they asked, 'Where are you really from?' These are the conversations they teach you in diversity training not to have, but here I am having this conversation."

SOUTHEAST ASIAN WOMAN, SENIOR MANAGER, IMMIGRANT

“

Being the only Black person in my workplace made me think, 'What am I getting myself into?' I feel that I can never mess up. There's that voice in my head saying, 'You know you're the first. If you mess up, what is that going to do to the next Black person? Are they going to be judged differently?'"

BLACK WOMAN, MANAGER, BISEXUAL

PART 4


The importance of flexible and remote work

Remote and hybrid work are game-changing for women

Two years after the pandemic forced corporate America into a massive experiment with flexible work, enthusiasm for flexibility in all its forms is higher than ever. A vast majority of employees want to work for companies that offer remote or hybrid work options. Only 7 percent of companies plan to pull back on remote and hybrid work in the next year, and 32 percent say these options are likely to expand.

Although remote and hybrid won't work for all companies or all roles, it's clear that these new modes of working are here to stay. As companies continue to navigate this transition, there are three key things they should keep in mind:

Choice is critical. Employees who can choose to work in the arrangement they prefer—whether remote or on-site—are less burned out, happier in their jobs, and much less likely to consider leaving their companies. This points to the importance of giving employees agency and choice when possible; a one-size-fits-all approach to flexible work won't work for all employees.



“I think working remotely has made it easier to deal with bias and disrespect. After a meeting, I can go sit outside for a few minutes and take deep breaths. I can turn off my camera and cry. Working remotely has really improved my mental health.”


WHITE WOMAN, MANAGER, LESBIAN, REMOTE WORKER

Women who work in a different arrangement from their teammates may get less support.

Women who work remotely significantly more often than their colleagues—or on-site significantly more than their colleagues—are less likely to report that their manager supports their well-being and shows interest in their career.

The option to work remotely is especially important to women. Only 1 in 10 women wants to work³⁵ mostly on-site, and many women point to remote and hybrid work options as one of their top reasons for joining or staying with an organization.³⁶ These preferences are about more than flexibility. When women work remotely at least some of the time, they experience fewer microaggressions and higher levels of psychological safety.³⁷ The decrease in microaggressions is especially pronounced for women of color, LGBTQ+ women, and women with disabilities—groups who typically face more demeaning and othering behavior.

Although remote and hybrid work are delivering real benefits, they may also be creating new challenges. Most employees prefer working remotely at least some of the time. And most HR leaders say that offering flexible work options has helped diversify their talent pipelines and retain more employees from underrepresented groups. However, there are potential downsides to these new ways of working. A majority of companies are concerned that employees who work remotely feel less connected to their teams and say that remote and hybrid work are placing additional demands on managers. It's also possible that employees who primarily work from home—who are more likely to be women—will get fewer opportunities for recognition and advancement.³⁸



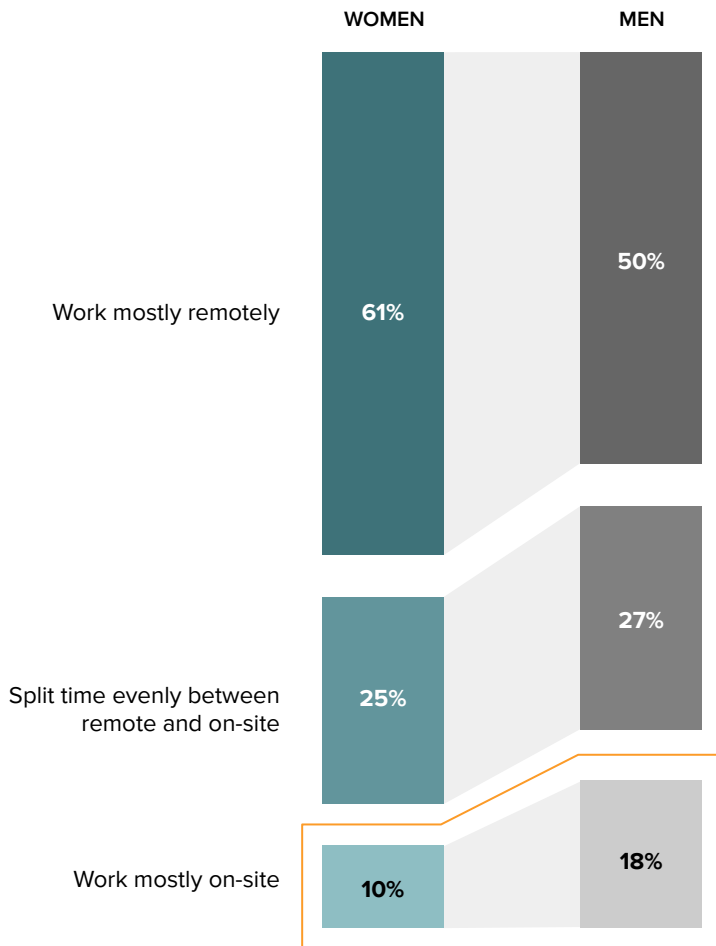
71% of HR leaders say remote work has helped their organization hire and retain more employees from diverse backgrounds.

Remote and hybrid work can offer a reprieve from bias, but it's not a substitute for systemic change. On one hand, it's positive that women are experiencing fewer microaggressions when they work remotely. On the other hand, it's deeply problematic. Regardless of where they work, all women deserve to feel valued and included. Companies cannot rely on remote and hybrid work as a solution; they need to invest in creating a truly inclusive culture.

A majority of women prefer remote and hybrid work

WOMEN ARE FAR LESS LIKELY THAN MEN TO WANT TO WORK MOSTLY ON-SITE³⁹

% of men and women who would prefer to work mostly remotely, mostly on-site, or split time



“

If there were another job offering me similar pay, but completely remote, I would consider it. My company had us return to the office two days a week. But in my role, I mainly just need to work quietly alone. When I go back to the office, I don't feel as efficient. There are so many interruptions. I know the social aspect is important, but getting work done is also important.”

EAST ASIAN WOMAN, MANAGER, HYBRID WORKER



Employees who can choose their work arrangements are less likely to leave

“

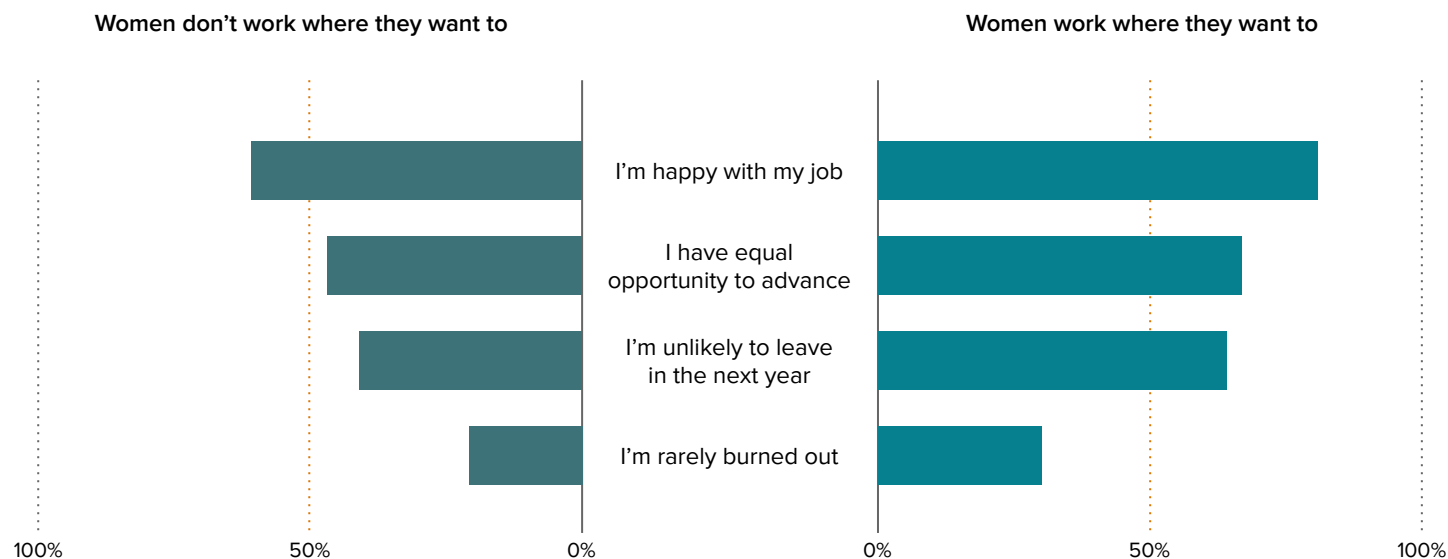
It's important to me that my company treats people well and gives us flexibility. Those things were improving in the past, but the pandemic forced them to change faster. And now it's become a requirement to attract talent. You can't be the company that forces people to work the way you want them to work.”

WHITE WOMAN, MANAGER, LESBIAN, MOSTLY REMOTE



WHEN WOMEN CAN WORK WHERE THEY WANT TO, THEY ARE HAPPIER AND LESS LIKELY TO LEAVE⁴⁰

% of women who report the following when their work arrangement does and doesn't align with their preference (i.e., mostly remote or mostly on-site)



Women experience fewer microaggressions when they work remotely at least some of the time



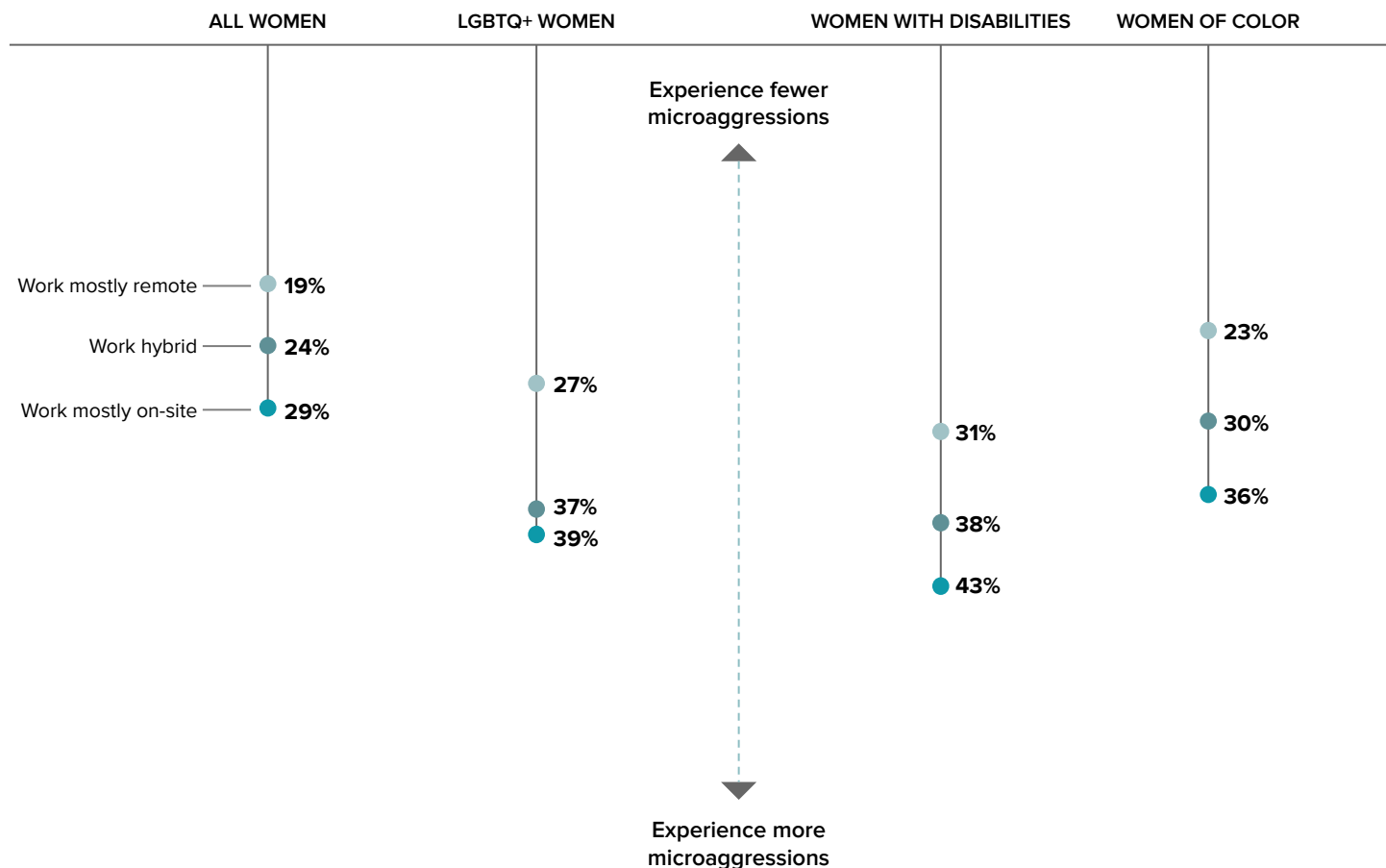
Some microaggressions just 100 percent don't happen when I'm remote. A lot of people have said I should be worried about not having face time, but there's another perspective, which is that people of color don't want to be in a work environment where they don't feel like they can be themselves."

BLACK WOMAN, VICE PRESIDENT, HYBRID WORKER



WHEN WOMEN WORK REMOTELY, THEY EXPERIENCE FEWER "OTHERING" MICROAGGRESSIONS⁴¹

% of women who experience demeaning and disrespectful microaggressions when they work mostly remote, hybrid, and mostly on-site





A CLOSER LOOK

Remote work options are especially critical for women with disabilities

The shift toward remote and hybrid work has been particularly beneficial for women with disabilities. Working at home can help women with disabilities be healthier and more productive, since it's easier to manage mobility issues, chronic pain, and mental health conditions when you have more control over your work environment.

Women with disabilities also feel more respected and supported when they have the option to work remotely. They are less likely to experience certain microaggressions, such as hearing negative comments about their appearance or having colleagues openly question their qualifications. They are also more likely to say their manager trusts them to get their work done and that they feel comfortable talking openly with colleagues about their challenges.

“

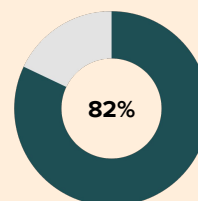
I can't think I could work full-time if I was required to be in the office. I think it is literally that life-changing to be remote for me.”

WHITE WOMAN, ENTRY LEVEL,
PHYSICAL DISABILITIES

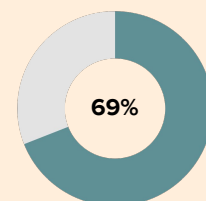
Disabilities may or may not be readily apparent in day-to-day interactions and can include a wide range of conditions such as physical disabilities, mental illness, neurodivergence, developmental disorders, and chronic health conditions that interfere with daily life.

WOMEN WITH DISABILITIES WHO WORK MOSTLY REMOTELY FEEL LESS MICROMANAGED

% of women with disabilities who say their manager consistently trusts them to get their work done without micromanaging



Mostly remote



Mostly on-site

Five steps companies can take to navigate the shift to remote and hybrid work

For companies that are transitioning to remote and hybrid work, it's critical to ensure that these new modes of working work for everyone. This will require a mindset shift. It's not enough to tweak old policies and practices; companies need to fundamentally rethink how work is done. To start, companies would be well served to focus their efforts in five general areas:

1 Clearly communicate plans and guidelines for flexible work

As remote and hybrid work policies continue to evolve, companies should take extra care to ensure that employees know what to expect and understand the rationale behind decisions. It's important to share guidelines about who can work remotely and why, so people don't feel they're being treated unfairly. It's also important that companies provide clear guidelines to help employees navigate the day-to-day complexities of remote and hybrid work; for example, establishing specific windows during which meetings can be scheduled and employees in different time zones are expected to be available.



“I've found that remote work is really, really role based. Sometimes we do need to be in a team working environment for a project. But other than that, if someone can work better and feel more comfortable by working remotely, then why not?”

EAST ASIAN WOMAN, MANAGER, HYBRID WORKER

2

Gather regular feedback from employees

It's hard to navigate any major transition without understanding employees' priorities and experiences. But only about half of companies have surveyed employees on their preferences for remote and hybrid work over the past year—which means they may not fully understand how policies are impacting different groups or how changes have been received. And as companies roll out new remote and hybrid work norms, they will want to keep a regular pulse on what's working for employees and what needs to be improved.

3

Invest in fostering employee connectedness

This means being intentional about working norms—for example, having everyone join meetings via videoconference so it's easier for employees to participate when they are working remotely. It also means finding new ways to foster camaraderie and connection. Making creative use of technology to facilitate watercooler-style interactions and team celebrations in a virtual work environment is a good start. Companies could also benefit from dedicating resources to team bonding events and, whether they're virtual or in person, taking special care to make sure that all employees feel included and that events are accessible to everyone.

4

Be purposeful about in-person work

Employee expectations for in-person work are changing—in particular, many employees don't want to come into the office to do work they can just as easily do at home. In light of this, many companies are starting to refocus in-person work on activities that take advantage of being together, such as high-level planning, learning and development training, and bursts of heavy collaboration.



“

I have one report who has a toddler. She also has essential on-site tasks. So we aligned on the activities that she absolutely has to do on-site, and she only has to be there for those. For a few months when the daycares were closed, we assigned somebody else to do her on-site tasks temporarily, so she could stay at home with her kids. It didn't affect her performance whatsoever, or her aspirations in the company. It didn't change my perception of her.”

LATINA, MANAGER, HYBRID WORKER, IMMIGRANT

5

Make sure the playing field is level

It's important that remote and hybrid employees get the same support and opportunities as on-site employees. People managers play a central role here, and many could benefit from additional training on how to foster remote and hybrid employees' career development and minimize flexibility stigma. Equal access to mentorship and sponsorship are also key, yet less than half of companies offer virtual mentorship and sponsorship programs. Finally, companies can put safeguards in place to make sure employees who take advantage of remote and hybrid work options aren't disadvantaged in performance reviews. This means communicating to managers that employees should be evaluated based on measurable results—not when or where they work—and closely tracking performance ratings and promotions for remote, hybrid, and on-site employees. If they see discrepancies, companies should revisit their manager training, career development, and evaluation practices to make sure remote and hybrid employees are not being unfairly penalized.

Flexibility stigma is the unfair judgment that employees often face when they work flexible hours or work from home. Research shows that employees who work flexibly face more doubts about their productivity and commitment, even when they produce the same results as their colleagues.⁴²



Companies can take bolder steps to support remote and hybrid work



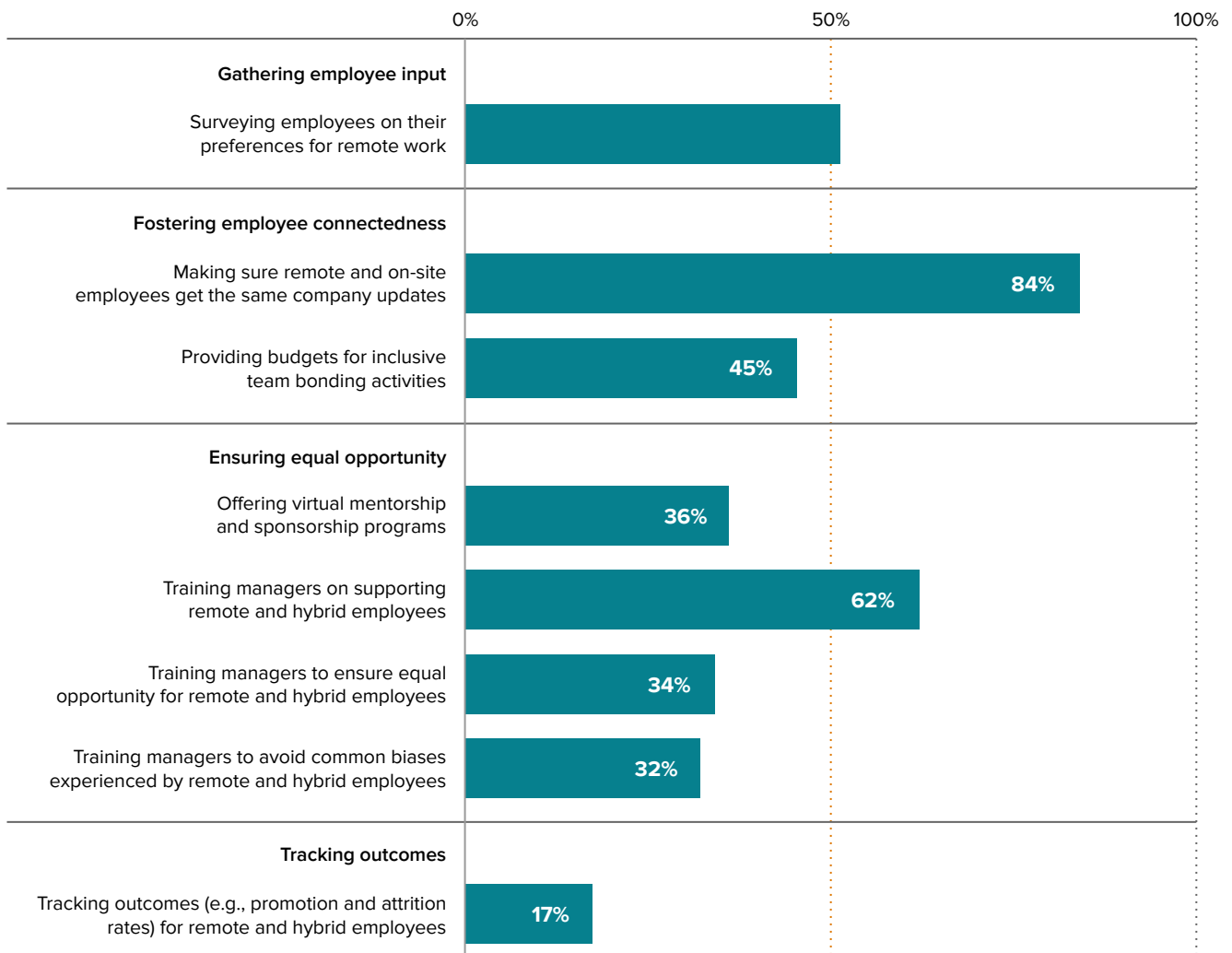
“My company could do a better job of training leaders on how to manage remotely. We never had a course on how to manage remote teams. I think it’s something all of our managers need, not just me.”


WHITE WOMAN, SENIOR MANAGER, HYBRID WORKER, PHYSICAL DISABILITIES



WHAT COMPANIES ARE DOING TO SUPPORT HYBRID AND REMOTE WORK

% of companies that are putting the following practices in place





CASE STUDY

How Blue Shield of California made a successful shift to hybrid work



What Blue Shield of California did

Over the past two years, Blue Shield of California has made an intentional transition to hybrid work, with a particular focus on balancing employee preferences with delivering on business goals. Their approach included four key steps:

- 1. Allow remote work wherever possible.** During the early stages of the pandemic, Blue Shield of California realized that many of their roles could be remote. Most employees now have the choice to work remotely at least some of the time, with only essential workers such as clinical staff fully on-site.
- 2. Trained managers.** More than 90 percent of Blue Shield of California's managers completed training on how to manage hybrid teams. The training included live online workshops and toolkits on topics like supporting employee well-being and ensuring that both remote and on-site team members are included and treated fairly. Following the training, 95 percent of participants said they felt ready to lead in a hybrid work environment.
- 3. Make in-person work purposeful.** Blue Shield of California aligned on four types of work that are best done in person: governance and planning, collaboration, connection, and learning and development.
- 4. Fostered healthy workloads.** Blue Shield of California asked managers to work with their employees one-on-one to create schedules that balance work and life. To protect employees' personal time, the company also has a policy of no meetings before 9 a.m., between 12 and 1 p.m., and after 5 p.m.

What impact did Blue Shield of California's programs have?

In recent employee surveys, 90 percent of employees said the company is a great place to work, and 95 percent of women said they felt fairly treated. In addition, Blue Shield of California appeared on *Fortune's* 100 Best Companies to Work For list in 2022, a first in the company's history.

PART 5

The importance of managers

Managers are key to retaining women—but they need more support to get this right

Managers play an essential role in shaping women’s—and all employees’—work experiences.⁴³ When managers invest in people management and DEI, women are happier and less burned out. They’re also less likely to think about leaving their jobs and more likely to recommend their company as a good place to work—which translates to higher retention and better recruiting.

The problem is there’s a growing gap between what’s expected of managers and how they’re being trained and rewarded. Most companies say managers have been expected to do more over the last two years to support employees’ well-being and advancement and promote inclusion on their teams. At the same time, the shift to remote and hybrid work has made managers’ jobs more challenging. Yet relatively few companies are adequately training managers to meet these new demands, and even fewer recognize people management and DEI efforts in managers’ performance reviews. Companies are effectively treating this work as a nice-to-have—as opposed to a core part of a manager’s job—and this disconnect is apparent in the way managers are showing up. Only about half of women say their manager regularly encourages respectful behavior on their team, and less than half say their manager shows interest in their career and helps them manage their workload.



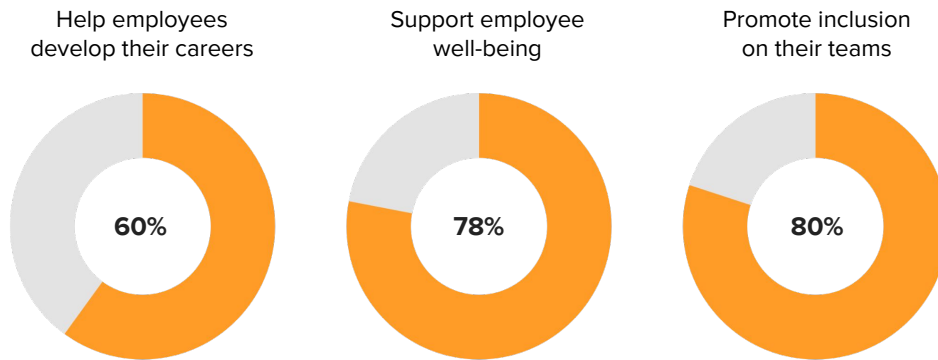
Having a manager who cares about their well-being really matters to women—it’s one of the top three factors they consider when deciding whether to join or stay with a company.

Better performance evaluations can especially benefit women managers. Women managers tend to invest more in people management and DEI. For example, employees with women managers are more likely to say their manager checks in on their well-being, helps them manage their workload, and promotes inclusive behavior on their team. When this work is included in performance reviews, women managers are more likely to be recognized for their efforts—which could lead to higher performance ratings, faster advancement, and higher pay.

Company expectations are rising, but most managers aren't prepared to meet them

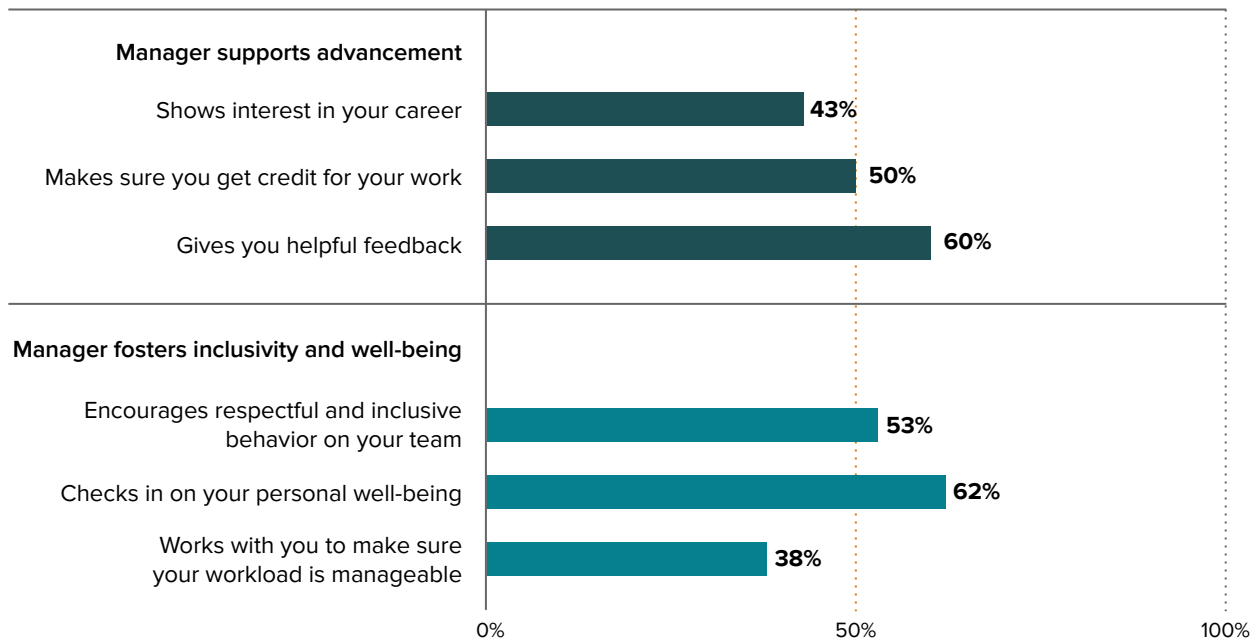
COMPANIES ARE EXPECTING MANAGERS TO DO MORE TO SUPPORT EMPLOYEES AND FOSTER INCLUSION...

% of HR leaders who say managers are expected to do more than they were two years ago to:



...BUT EMPLOYEES SAY MANAGERS AREN'T SHOWING UP CONSISTENTLY

% of employees who say managers have consistently taken the following actions in the past year



How companies can equip, incentivize, and reward good managers

To begin to close the gap between what's expected of managers and how they show up, companies could benefit from focusing on two key objectives:

1 Set managers up for success

Although a majority of companies provide general training for managers, far fewer address specifics that are critical to managing teams today, such as how to minimize burnout and ensure promotions are equitable. Research shows that when training focuses on concrete topics like these, it leads to better results.⁴⁴ Companies could also benefit from stepping back to make sure people managers have the time and resources they need to do their jobs well. Managers have seen their scope of work expand dramatically over the past two years, and, understandably, many are struggling with the added responsibilities.

40% of people managers are burned out, compared to only 31% of individual contributors.





2


Hold managers accountable and reward those who excel

While virtually all companies build business goals into managers' performance reviews, very few do the same for metrics related to people management and DEI. This is an incomplete view of performance, but it's relatively easy to fix. It's increasingly common for employees to review their manager's performance, and prompts to gather more expansive input can be added to employee evaluation forms.⁴⁵ Many companies track attrition rates, promotion rates, and other career outcomes and conduct surveys to measure employee satisfaction and well-being; insights from these processes can be built into managers' performance evaluations.

In addition, companies can take steps to more clearly signal their expectations and reward results, such as sharing well-being and diversity metrics with all employees and publicly acknowledging managers who stand out for their efforts to support employees and foster inclusion on their teams.

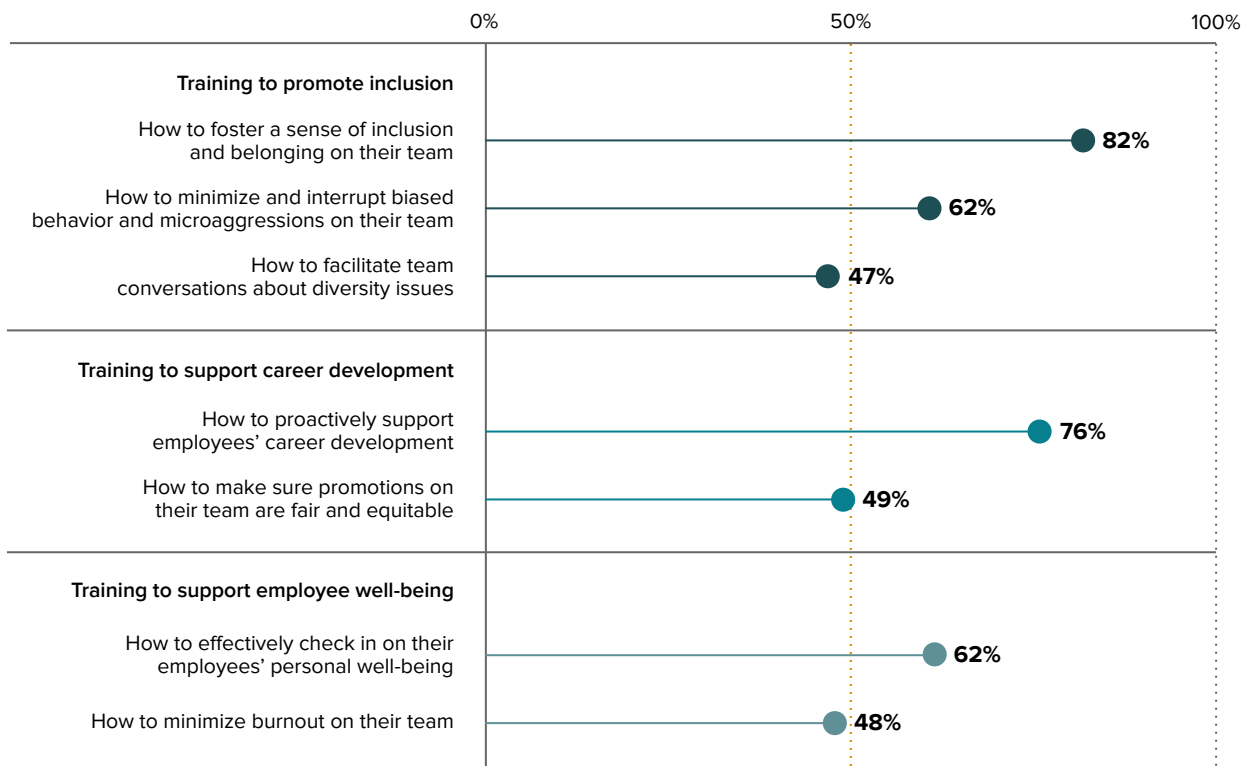
Managers may need more training on how to ensure workloads are manageable. More than 70% of companies instruct managers to help employees manage their workloads, but only 38% of employees say their manager does this consistently. This really matters: more than half of women say ensuring a manageable workload is one of the most important things their company can do to signal commitment to employee well-being, and women leaders are especially likely to say this.

Most companies are not doing enough to train and recognize managers



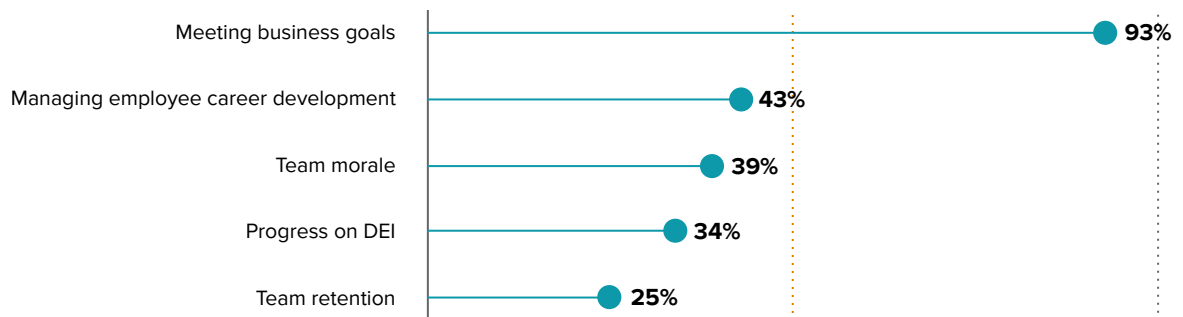
CRUCIAL ASPECTS OF TEAM MANAGEMENT ARE OFTEN MISSING IN MANAGER TRAININGS...

% of companies that report the following topics are covered in their manager training

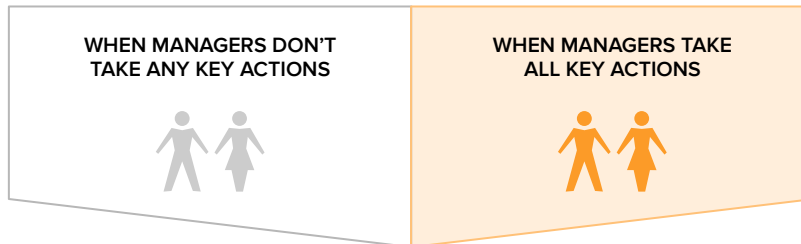


...AND ARE EVEN LESS LIKELY TO SHOW UP IN MANAGERS' PERFORMANCE EVALUATIONS

% of companies that report the following are included in manager performance evaluations

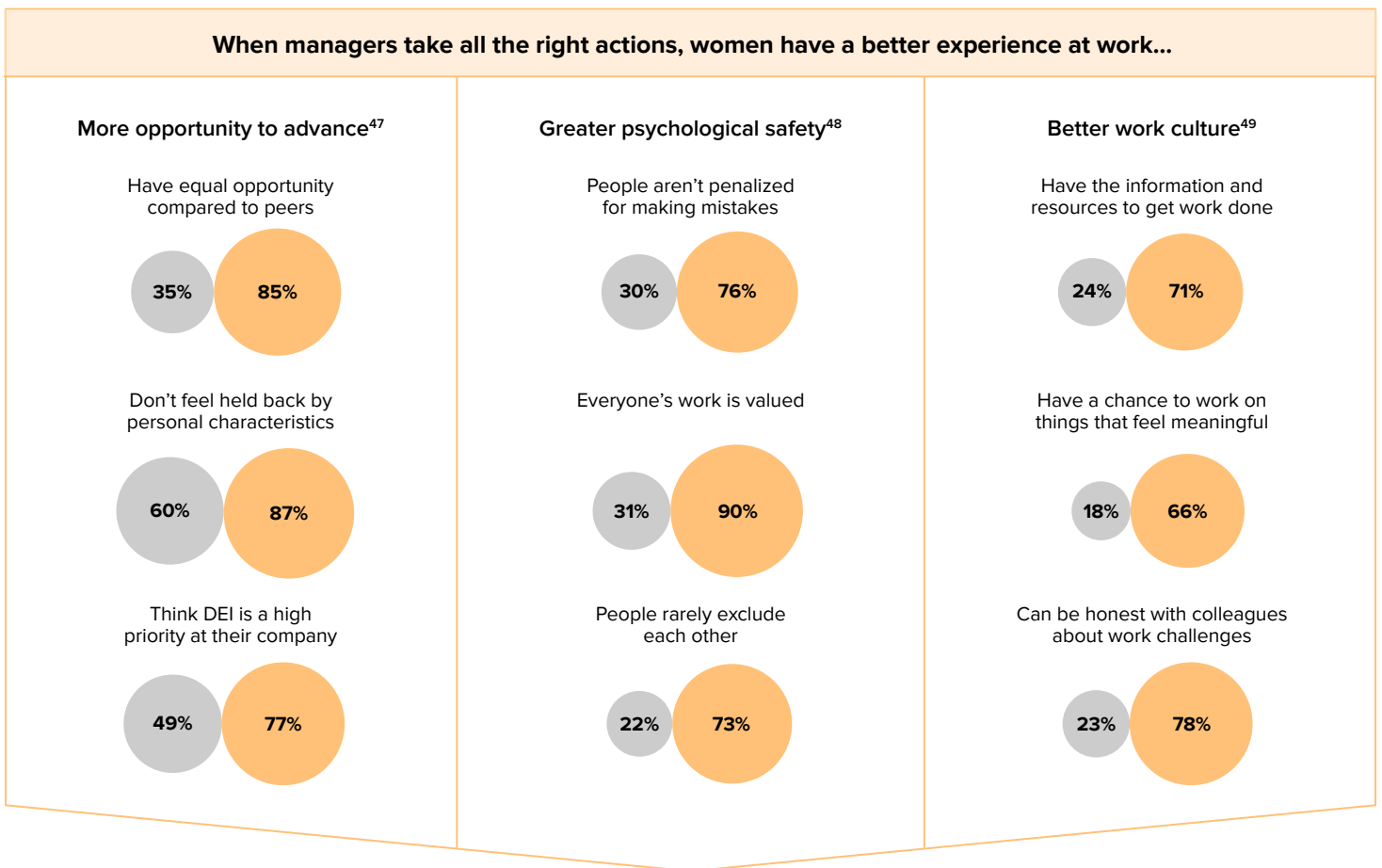


When managers show up consistently, women and companies benefit⁴⁶

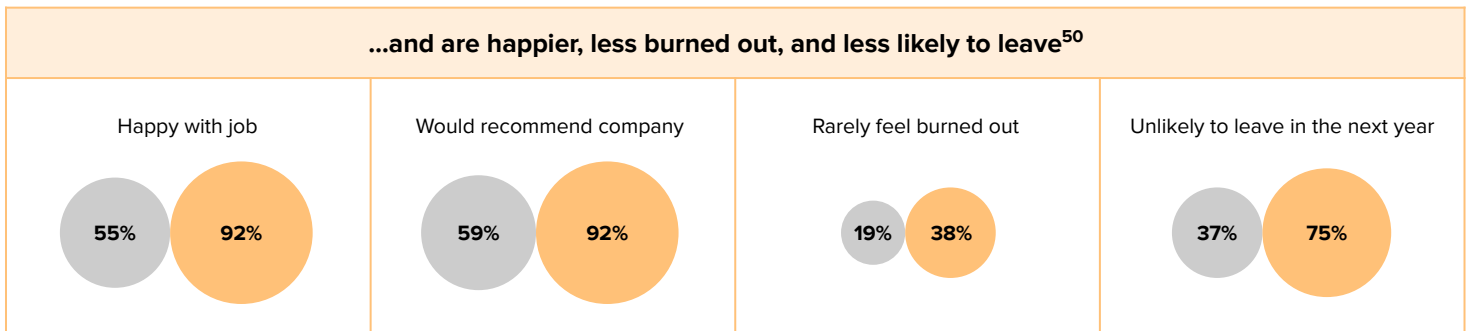


Outcomes when managers consistently take all or none of the following actions: give helpful feedback, help manage workload, show interest in career, check in on well-being, ensure credit for work, encourage inclusivity and respect on team

When managers take all the right actions, women have a better experience at work...



...and are happier, less burned out, and less likely to leave⁵⁰




PART 6

Recommendations for companies

A road map to gender equality

To make meaningful and sustainable progress toward gender equality, companies should focus on two broad goals: getting more women into leadership and retaining the women leaders they already have. This will require pushing beyond common practices. Companies that have better representation of women, especially women of color, are going further. They're doubling down on setting goals, tracking outcomes, and holding leaders accountable—the building blocks of driving organizational change. They're offering more specific and actionable training so managers are better equipped to support their teams and employees know how to practice allyship. They're creating dedicated programs to make sure women get the mentorship and sponsorship they deserve. And they're offering a constellation of benefits to improve women's day-to-day work experiences: flexibility, emergency childcare benefits, and mental health supports. Companies that want to see better results would benefit from following their lead and breaking new ground.



Most companies also need to take specific, highly targeted steps to fix their “broken rung.” This starts with identifying where the largest gap in promotions is for women in their pipeline—for a majority of companies, this will be at the first step up to manager, but it could be at higher levels, too. Then companies need to make sure women and men are put up for promotions at similar rates, monitor outcomes to make sure they're equitable, and root out biased aspects of their evaluation process.

An overview of the policies and programs that drive progress

Based on an analysis of HR and DEI best practices, we have identified three distinct categories of policies and programs for advancing and retaining women:⁵¹


- **Table stakes** have been adopted by more than 75 percent of companies—and while important, they’re not driving enough progress on their own.
- **Leading practices** are less common than table stakes—and more prevalent in companies that have a higher representation of women and women of color.
- **Emerging practices** are relatively rare—adopted by less than 30 percent of all companies—but show promising early results.

To accelerate progress on gender equality, companies should consider adopting more leading and emerging practices—and continue to look for opportunities to break new ground.



	TABLE STAKES	LEADING PRACTICE	EMERGING PRACTICE
TRACK METRICS AND SET GOALS			
Track representation and attrition by gender and race	●		
Set goals for representation in management and senior leadership by gender and race		●	
Set goals for representation in management and senior leadership by the intersection of gender and race (e.g., women of color)			●
Begin tracking differences in outcomes between remote, hybrid, and on-site employees			●
Track participation and outcomes for employee training and programs		●	
Survey employees about remote work and flexible scheduling preferences		●	
Use results of employee surveys to inform programs and policies	●		
HOLD LEADERS ACCOUNTABLE FOR PROGRESS			
Senior leadership reviews diversity metrics at least quarterly	●		
Share diversity metrics publicly		●	
Provide financial incentives to senior leaders for making progress on diversity metrics			●
DE-BIAS HIRING AND PROMOTION DECISIONS			
Track differences in hiring and promotion rates	●		
Set clear and specific evaluation criteria for hiring and performance reviews	●		
Share bias reminders before hiring and/or performance review processes begin		●	
Have a bias monitor sit in on candidate reviews for hiring and promotion decisions			●


	TABLE STAKES	LEADING PRACTICE	EMERGING PRACTICE
TRAIN MANAGERS ON TOPICS RELATED TO PEOPLE MANAGEMENT AND DEI, INCLUDING:			
Proactively supporting employee career development	●		
Fostering a sense of inclusion and belonging	●		
Managing remote or hybrid employees (e.g., setting effective boundaries)		●	
Facilitating team conversations about diversity issues		●	
Combating bias in promotions and/or everyday interactions		●	
Minimizing burnout and/or effectively checking in on employee well-being		●	
TRAIN EMPLOYEES TO COMBAT BIAS AND PROMOTE INCLUSION			
Provide unconscious bias training	●		
Provide allyship training		●	
OFFER CAREER DEVELOPMENT PROGRAMS FOR WOMEN AND WOMEN OF COLOR			
Women's employee resource groups (ERGs)	●		
Formal sponsorship and/or mentorship programs specifically for women and/or women of color		●	
PROVIDE GENEROUS HEALTHCARE AND CAREGIVING BENEFITS			
Paid sick leave, family leave, and bereavement leave	●		
Healthcare coverage that includes coverage for mental health	●		
Emergency backup childcare for parents		●	
Subsidies for childcare			●
Ability for parents and caregivers to take extended time off and return		●	
Support for caregivers of sick or elderly adults		●	
Personal leave for mental health care		●	



A CLOSER LOOK

When implementing new policies and programs, companies need to make sure they don't simply “check the box”

Programs need to be high quality—research shows that in some areas, low-quality programs can be more harmful than doing nothing at all.⁵² Similarly, a one-and-done approach won't work. New policies and programs need to be rolled out broadly and reinforced over time—for example, employees may need regular refreshers on bias training if companies want to achieve long-term cultural change. Companies also need to track participation. If relatively few employees are taking advantage of a new policy, or the right people aren't in the room for an important training, initiatives are not delivering the intended results. And finally, companies should evaluate the impact of programs to assess whether benefits are equitable and identify areas where certain groups may need more targeted support.



CASE STUDY

How Intuit increased the number of women in tech roles

What Intuit did

Between 2018 and 2020, Intuit launched two major initiatives designed to grow the representation of women in technical roles—one that helps prospective employees upskill, the other that eases the on-ramp for employees who've taken career breaks:

- **The Apprenticeship Pathway Program** is a seven-month software development program for prospective employees who don't have a computer science degree and have never worked as a technologist. The program is open to people of all genders, but Intuit makes a specific effort to recruit and enroll women and people of color. Apprentices take programming courses, work directly on company projects, and receive mentorship from Intuit developers. More than 80 percent of apprentices are ultimately hired into full-time roles.
- **The "Intuit Again" return to work program** is aimed at tech workers who've taken career breaks, most of whom are women. Participants join an Intuit team for 16 weeks, where they receive training to learn new programming languages and work with a dedicated mentor. To date, nearly 70 percent of Intuit Again participants have been hired full-time by Intuit.

Results

At Intuit, 33 percent of tech roles are now held by women, up from 27 percent in 2019. This is a significant increase and puts Intuit well above the average of 29 percent for the technology industry overall.



CASE STUDY

How Citi exceeded its representation goals



In 2018, Citi set a representation goal of 40 percent women at the assistant vice president to managing director levels by 2021—an important target, since women are underrepresented at these levels in banking and consumer finance.

What Citi did

- Proactive recruiting.** In 2021, Citi launched a Diversity Sourcing team in the U.S. to identify diverse talent, including women in mid-level and senior-level roles. Citi has also invested in mentorship programs and internships targeting women college graduates to ensure a strong pipeline of women into management roles.
- Inclusive hiring practices.** Citi has taken steps to make hiring more inclusive at the assistant vice president and managing director levels, such as using diverse slates and offering inclusivity training for all hiring managers. The training includes guidance for writing inclusive job descriptions, creating diverse slates and interview panels, and for recruiting diverse slates through active outreach.
- Developing talented women.** Citi has expanded their “Women’s Career Empowerment Program” for early and mid-career women so that it now reaches 14,000 employees worldwide. Women participate in four training sessions over four months, covering strategic communication, decision-making, and networking. The women’s managers also receive training on how to support the women’s career growth.

Results

Citi surpassed their own goal: Globally, women now make up 40.6 percent of assistant vice presidents through managing directors at Citi, up from 37 percent in 2018—above average representation at this level for their industry. Citi has also committed to increasing women at those levels to 43.5 percent by 2025.



CONCLUSION

Companies need to hold on to the leaders shaping the future of work

The Covid-19 crisis and racial reckoning of 2020 pushed corporate America to reimagine the way we work. Two and a half years in, employees don't want to return to the workplace of the past. They want to move forward.

This is especially true for women. Women are ambitious and hardworking. They're more inclusive and empathetic leaders. And they want to work for companies that are prioritizing the cultural changes that are improving work: flexibility, employee well-being, and diversity, equity and inclusion.

Companies that rise to the moment will attract and retain women leaders—and this will lead to a better workplace for everyone. They'll win the war for talent today and into the future.

Acknowledgments

McKinsey & Company and LeanIn.Org would like to thank the 333 companies and more than 40,000 employees who participated in this year's study. By sharing their information and insights, they've given us new visibility into the state of women in the workplace and the steps companies can take to achieve gender equality.

We appreciate the continued help of Canadian Manufacturers and Exporters (CME-MEC), Defined Contribution Institutional Investment Association (DCIIA), The Equity Collaborative, Expanding Equity, Institutional Limited Partners Association (ILPA), International Dairy Foods Association (IDFA), ISSA Hygieia Network, Massachusetts High Technology Council (MHTC), The Press Forward, The SEMI Foundation, Women's Foodservice Forum (WFF), and Women's Network in Electronic Transactions (WNET), in convening participants in their respective industries.

We would like to thank IntelliSurvey for their help in conducting the surveys for this study and Getty Images for providing the photography from the Lean In Collection used in this report and website.



ADDITIONAL RESOURCES FOR COMPANIES

This year's report clearly shows that women want more opportunity to advance and a better work culture. Lean In's company programs can help—and they're available at no cost, because every company should have the tools to build an equitable workplace. **50 Ways to Fight Bias** teaches employees how to recognize and challenge the biases women experience at work. **Allyship at Work** empowers employees at all levels to take meaningful action as allies and foster inclusion. And **Lean In Circles** bring women together for peer mentorship, camaraderie, and skill building. Find out why organizations like Adidas, Walmart, and WeWork are using our programs and how you can bring them to your company at leanin.org/partner.

McKinsey & Company has made a commitment to researching and building diverse leadership, as well as inclusive and equitable work environments. We have a track record of client service to institutions working to modernize their talent and business processes as well as cultures to support these aims. McKinsey offers award-winning programs to equip leaders with the network, capabilities, and mindsets needed to achieve their goals. Our Connected Leaders Academy has enrolled 40,000 leaders. We will soon launch an early career program and expand our capability-building offering designed to support all leaders in creating inclusive organizations. Visit mckinsey.com to explore McKinsey's client service, research, and insights on DEI.

Report authors

RACHEL THOMAS is CEO of LeanIn.Org, the nonprofit she cofounded to help women achieve their ambitions. Under her leadership, Lean In has become a go-to resource for original research and training programs to fight bias and foster allyship in the workplace, and the Lean In community has grown to include thousands of peer-support Circles in 188 countries. Rachel regularly speaks and writes on issues related to women's advancement and diversity, equity, and inclusion.

MARIANNE COOPER, Ph.D., is a sociologist at the VMware Women's Leadership Innovation Lab at Stanford University, where she conducts research on gender, DEI, and the future of work. She was the lead researcher for Sheryl Sandberg's best-selling book *Lean In*. She's written for *The Atlantic*, *The New York Times*, and *Harvard Business Review*, and is one of LinkedIn's 2022 Top Voices in Gender Equity.

KATE MCSHANE URBAN is a senior writer and research manager at LeanIn.Org. She earned her master's degree in earth systems from Stanford University, where she focused on translating science and environmental research for a general audience. She is passionate about using the combined power of data, empathy, and communication to build a more equal and resilient world.

GINA CARDAZONE, Ph.D., is the research principal at LeanIn.Org, where she uses her expertise as a community and cultural psychologist to lead original mixed methods research. She believes data storytelling is a powerful tool for systems change. Gina has also taught psychology, worked in hybrid online/offline community building, and consulted for nonprofits and government agencies.

MARY NOBLE-TOLLA, Ph.D., is senior manager of research and content at LeanIn.Org, where she creates trainings and public awareness materials that help shift people's thinking in support of fairness and equality. Before LeanIn.Org, Mary worked in journalism and published on politics and social justice. She also taught English and politics to undergrads at Oxford and Princeton.

SONIA MAHAJAN is project management and research lead at LeanIn.Org, where she uses data to examine the barriers women face at work. She earned her bachelor's degree in political science from Columbia University. Previously, she contributed to research and other projects at various public interest organizations.

BRIANA EDWARDS is LeanIn.Org's research fellow, a role in which she contributes to research on the state of women at work. She earned her bachelor's degree in media analytics from Elon University.

LAREINA YEE is a senior partner in McKinsey's Bay Area office. She is the chair of McKinsey's Global Technology Council and focuses on helping clients grow and sustain results. Lareina served as McKinsey's first chief diversity and inclusion officer and is a leading expert on advancing diversity in business, championing best practices that companies can use to change results. She recently authored *Race in the Workplace* and previously *Diversity Matters*.

ALEXIS KRIVKOVICH is the managing partner for McKinsey's Bay Area office and oversees FinTech efforts in North America. She serves financial services and technology companies as they seek to align their organizations for growth and productivity. Alexis is passionate about supporting executive teams to execute on their diversity strategies and invests deeply in sponsoring younger women to build thriving careers.

ISHANAA RAMBACHAN is a partner in McKinsey's Bay Area office. She helps major financial institutions across sectors improve their performance, manage risk, and enhance organizational effectiveness. Her passion for building women's leadership capabilities predates her time at McKinsey; previously, Ishanaa was a Rhodes Scholar, where her research focused on women's development.

WEI WEI LIU is a partner in McKinsey's Bay Area office. She is a leader in the Growth Marketing and Sales practice and helps consumer and retail clients drive omnichannel growth through personalization and data-driven marketing. Wei Wei is passionate about building diversity and inclusion in the workplace and is an involved sponsor and mentor across many communities at McKinsey.

MONNE WILLIAMS is a partner in McKinsey's Atlanta office. She helps companies transform by applying culture, change management, executive team development, and capability building levers to expand and sustain their performance gains. Monne is a leader in the McKinsey Institute for Black Economic Mobility, and recently authored *Race in the Workplace*.

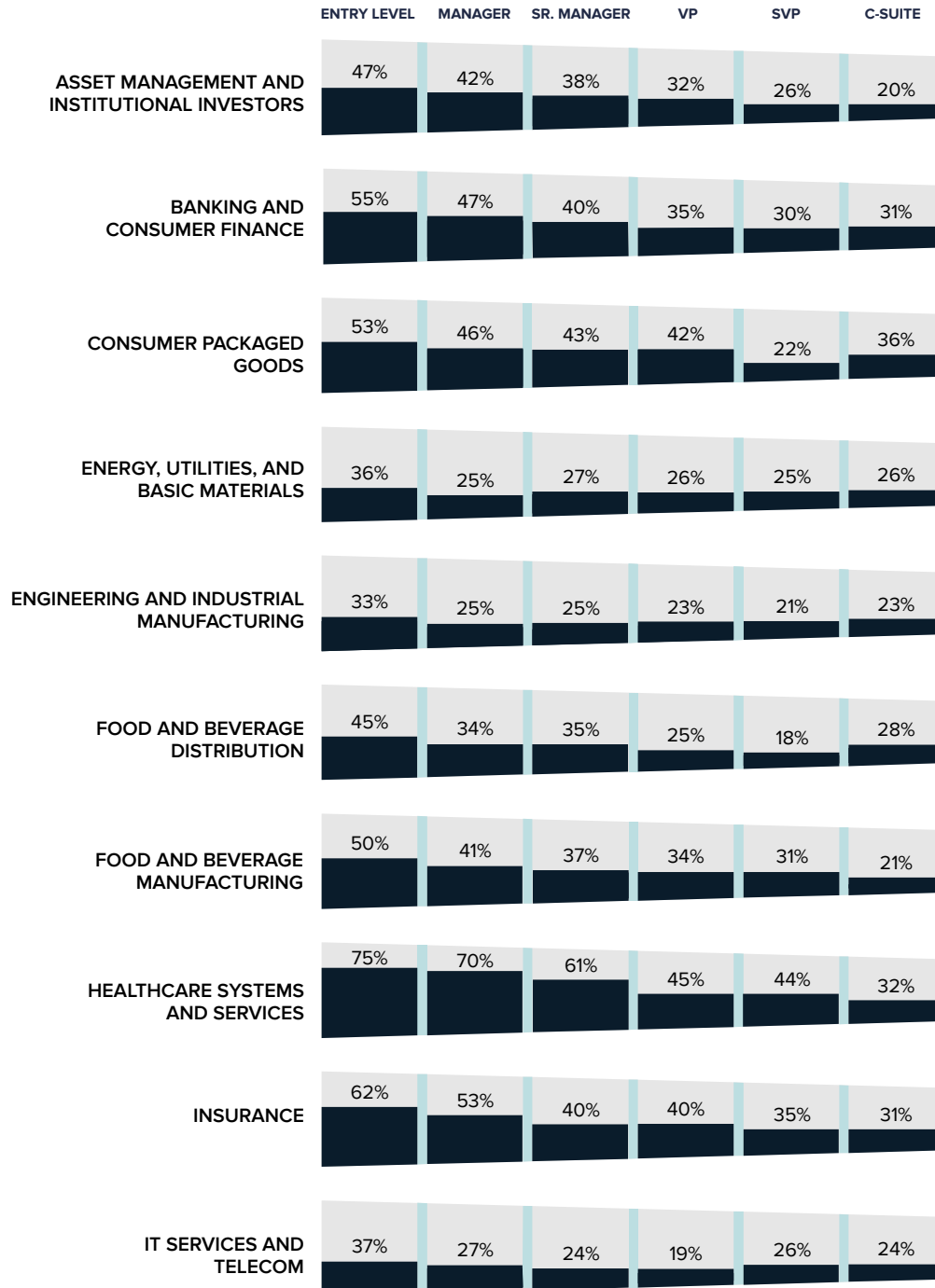
NICOLE ROBINSON, Ph.D., is an associate partner in McKinsey's San Francisco office and a leader of diversity, equity and inclusion work within the firm's Banking practice. She serves financial institutions on resilience through organizational and risk transformations.

HILARY NGUYEN is an engagement manager in McKinsey's Chicago office. She focuses on helping clients in large-scale transformations, particularly on topics related to leadership development, top team effectiveness, and organizational design.

CORPORATE PIPELINE BY INDUSTRY

Industries have different talent pipelines

Although women are broadly underrepresented in corporate America, the talent pipeline varies by industry. Some industries struggle to attract entry-level women (e.g., Technology: Hardware; IT and Telecom; Engineering and Industrial Manufacturing), while others fail to advance women into middle management (Energy, Utilities, and Basic Materials) or senior leadership (Oil and Gas).





Methodology

RESEARCH PARTICIPATION

This report is based on research from 333 companies across the United States and Canada, building on similar research conducted annually by McKinsey & Company and LeanIn.Org since 2015, as well as research from McKinsey & Company in 2012.

Participating companies from the private, public, and social sectors submitted talent pipeline and/or policies and programs data.⁵³ In addition, more than 40,000 employees from 55 companies were surveyed on their workplace experiences and we interviewed 34 women and non-binary individuals, including people of different races and ethnicities, LGBTQ+ individuals, and people with disabilities at all levels in their organizations working remotely, hybrid, or on-site.

We grouped companies by industry to create benchmarks that provide peer comparisons.⁵⁴ The number of companies from each industry is as follows:⁵⁵

- Asset Management and Institutional Investors—37
- Banking and Consumer Finance—31
- Consumer Packaged Goods—5
- Energy, Utilities, and Basic Materials—14
- Engineering and Industrial Manufacturing—26
- Food and Beverage Distribution—9
- Food and Beverage Manufacturing—15
- Healthcare Systems and Services—19
- Insurance—9
- IT Services and Telecom—10
- Media and Entertainment—10
- Oil and Gas—11
- Pharmaceutical and Medical Products—15
- Professional and Information Services—11
- Public and Social Sector—16
- Restaurants—9
- Retail—14
- Tech: Hardware—18
- Tech: Software—37
- Transportation, Logistics, and Infrastructure—11

Companies opted in to the study in response to invitations from McKinsey & Company and LeanIn.Org or by indicating interest through our public website. Participation in the Employee Experience Survey was encouraged, but optional.

All talent pipeline data collection occurred between March and August 2022. Talent pipeline data reflect representation of men and women **as of December 31, 2021**, as well as personnel changes (e.g., due to promotion, hiring, attrition) during 2021. Therefore, **all talent pipeline data do not represent any changes that occurred during 2022.**

Human resource leaders and professionals provided information on policies, programs, and priorities on behalf of their company between June and September 2022. Additionally, employees were surveyed on their workplace experiences between June and August 2022. These data sets represent point-in-time snapshots and **reflect companies' responses and employees' experiences at the time that the survey was taken.**

Where appropriate, some statements describing women's experiences in the workplace were taken from past survey data that have been published in prior *Women in the Workplace* reports.

PIPELINE DATA AND ANALYTICS

Overall Metrics

All pipeline metrics (e.g., representation, promotion rates, hiring shares, attrition rates) were initially calculated for each participating company. Company results were then averaged for each industry and each industry's data were weighted by the composition of the Fortune 500 in 2021. This enabled us to avoid overemphasizing or underemphasizing particular industries and better estimate trends over time based on each year's sample of companies.

The industry breakdown of the Fortune 500 used for our weighting was:⁵⁶

- Energy and Basic Materials—15%
- Engineering and Automotive and Industrial Manufacturing—11%
- Finance—19%
- Food and Restaurants—8%
- Healthcare—9%
- Media and Entertainment—3%
- Professional and Information Services—3%
- Retail—17%
- Tech—12%
- Transportation, Logistics, and Infrastructure—4%

Definition of Job Levels

Companies categorized their employees into six levels based on the following standard definitions, taking into account reporting structure and salaries. The levels and definitions provided were:

- L1—Executives: CEO and direct reports to CEO, responsible for company operations and profitability (board members are not included in our primary analyses unless they are also employees)
- L2—Senior vice presidents and other similar roles: senior leaders of the organization with significant business unit or functional oversight
- L3—Vice presidents and other similar roles: leaders within the organization, responsible for activities/initiatives within a subunit of a business unit or function, or who report directly to senior vice presidents
- L4—Senior managers: seasoned managers and contributors, with responsibility for multiple teams and discrete functions or operating units
- L5—Managers: junior managers and contributors, responsible for small teams and/or functional units or operations
- L6—Entry level: employees responsible for carrying out discrete tasks and participating on teams, typically in an office or corporate setting (field employees like cashiers or customer service representatives are not included in our primary talent pipeline analyses)

Methodology

Metrics and Analytics

Talent pipeline data included the representation of men and women (overall, in line versus staff roles, by race/ethnicity, and optionally for engineering and product management roles).⁵⁷ In addition, companies reported the number of men and women who were hired, promoted, and who left the company (overall, by race/ethnicity, and optionally for engineering and product management roles as well as for voluntarily versus involuntarily leaving).

Promotion and attrition rates were calculated for women and men, overall and by race/ethnicity, at each level. Promotion rates were calculated by dividing the number of promotions of that gender into a level by the number of employees of that gender in the level below at the start of the year. Attrition rates were calculated by dividing the number of each gender who left the company at a given level by the number of employees of that gender in that level at the start of the year. Submitted data were checked for consistency and inconsistent data were excluded as needed.

EMPLOYEE EXPERIENCE SURVEY AND ANALYTICS

Survey Participation

More than 40,000 employees from 55 companies elected to participate in the Employee Experience Survey. The survey questions covered multiple themes (e.g., overall satisfaction, flexibility and remote/hybrid workplaces, advancement, employee well-being, equity and allyship, and household characteristics and responsibilities) as well as demographic questions (e.g., gender, gender of primary manager, race/ethnicity, age, sexual orientation, role, and family status).

Bivariate and Multivariate Statistical Reporting

Survey results were reported as an unweighted polled average of responses across companies. Many of the questions offered a five-point labeled response scale (e.g., “Strongly disagree” to “Strongly agree”). Unless otherwise specified, analyses aggregated the top two and bottom two boxes of the response scale (e.g., “Somewhat agree” and “Strongly agree”).

Where we highlight differences between genders or other groups, we highlight only those differences that are substantial and reliable. To that end, all differences noted in this report are statistically significant to a 95 percent confidence level using a two-tailed test and/or reflect a difference of at least five percentage points between two groups unless otherwise indicated.

- **Definition of Remote Work Status Composite Variable**

Participants were asked how often they currently work remotely and were given five interval-level responses as options. During the data analysis, the five options were transformed into the following composite variables:

- Mostly remote: 91% to 100% (always or almost always)
- Hybrid: 20% to 50% (i.e., one or two days a week), 51% to 90% (i.e., three or four days a week)
- Mostly on-site: 0% (not working remotely at all), less than 20% (i.e., less than one day a week)

- **Definition of Aligned Work Arrangements**

Participants were also surveyed on their ideal working arrangement and were given five responses as options: work mostly remotely, work mostly on-site, split time evenly between working remotely and working on-site, not sure, and other. In combination with their answers on how they are currently working (see remote work status definitions), during data analysis the following composite variables were created to reflect their “alignment” with their work arrangement:

- Aligned (also referred to as “work where they want to”): currently works mostly remote and wants to work mostly remote OR currently works mostly on-site and wants to work mostly on-site
- Mis-aligned (also referred to as “don’t work where they want to”): currently works mostly remote and wants to work mostly on-site OR currently works mostly on-site and wants to work mostly remote

HR PROGRAMS AND POLICIES

Human resource professionals from 317 companies provided information on gender diversity policies and programs on behalf of their company. We report the percentage of companies that have a program, policy, priority, or position out of the total number of companies that submitted HR program/policy data. In addition, senior HR leaders (Chief Human Resources Officer or equivalent, Head of Diversity, Equity, and Inclusion or equivalent) from participating companies provided information on diversity, equity, and inclusion programs and practices they deemed to be most effective at their companies in achieving better outcomes. As part of this survey, HR leaders also provided qualitative comments in a free text form.

QUALITATIVE INTERVIEWS

We conducted individual interviews with 34 women and non-binary employees from nine companies across six industries, including Banking and Consumer Finance, Engineering and Industrial Manufacturing, and Retail. Interviewees were volunteers selected to reflect a range of levels, departments, and demographic groups. Our interviews focused on workplace experiences in order to gain a deeper understanding of the quantitative findings from the employee survey. Individual names, company names, and any other identifying information were kept strictly confidential and individuals are anonymized in this report. Within the quotes, some identifying details may have been altered and/or withheld to protect the speaker’s anonymity. Quotes have been edited for clarity.

Methodology

HR AND DEI BEST PRACTICES

DEI best practices are based on top performer analysis conducted with pipeline data and HR survey data, supplemented by external research, past Women in the Workplace studies, and responses from senior leaders about what has been most effective in improving representation and advancement of women.

We used talent pipeline data from 97 companies that participated in 2019 and 2022 to identify top performers in the representation of women and women of color. We compared their total women and women of color representation for L2 to L6 from 2021 (data from *Women in the Workplace 2022*) to their past performance in 2018 (data from *Women in the Workplace 2019*) and to their industry's average for these values. L1 was excluded from analysis due to the high variability of this level.

We then ranked the companies by the extent to which they improved over time and outperformed this year's industry benchmarks for total women and women of color representation from L2 to L6 in the pipeline to identify the top and bottom quartiles of companies.

Leading practices were based on the top performer analysis and defined as practices where there was a statistically significant difference in the percentage of top performing companies (n = 24) and all other companies in that analysis (n = 73) that have adopted that practice. In cases where recommendations included multiple individual practices (e.g., sponsorship and mentorship programs for women and/or women of color), the recommendation was classified as a leading practice if there was at least one statistically significant difference between top performers and all other companies in the analyses for any of the listed practices.

In addition to leading practices, we used two other ways of classifying recommended practices:

Table stakes (sometimes referred to as "common practices")—practices that we recommend and that are very common (at least 75 percent of the 317 companies who completed the HR survey did this).

Emerging practices—practices that we recommend that are not yet common (fewer than 30 percent of all companies who completed the HR survey did this) and where the top performer analysis of 97 companies showed promise through a small but not statistically significant difference in prevalence for top performers.

Endnotes

- 1** This report contains stock photographs for illustrative purposes only. Images do not reflect the identities of the women quoted. Within the quotes, some identifying details may have been altered and/or withheld to protect the speaker's anonymity.
- 2** In this study, "women" includes cisgender and transgender women. Due to small sample sizes for transgender women, data are reported for "women overall" or "LGBTQ+ women" in aggregate. Women of color include Black, Latina, Asian, Native American/American Indian/Indigenous or Alaskan Native, Native Hawaiian, Pacific Islander, Middle Eastern, or mixed-race women. Due to small sample sizes for other racial and ethnic groups, reported findings on individual racial/ethnic groups are restricted to Black women, Latinas, and Asian women.
- 3** Except where otherwise noted, "women leaders" refers to employees at the senior manager level and above (L4 to L1 in Methodology). Findings for "women leaders" may not hold for CEOs and other C-suite executives as there is high variability due to the relatively small size of the C-suite population.
- 4** LeanIn.Org and McKinsey & Company, Women in the Workplace 2019 (October 2019), <https://womenintheworkplace.com/>.
- 5** Women and men leaders are equally likely to want to get promoted: 78 percent of women leaders and 78 percent of men leaders are interested in getting promoted to the next level at their organization. And women and men leaders are similarly likely to want to be senior leaders at their company (81 percent of women leaders and 85 percent of men leaders). However, men leaders are more interested than women leaders in becoming top executives (57 percent of men leaders and 49 percent of women leaders). Full questions: How interested are you in doing the following at your company? [Respondents selected from "Extremely/slightly interested," "Neither interested nor uninterested," "Extremely/somewhat uninterested," and "Not sure"] | Getting promoted to the next level; Managing a team (1 or more full-time employees); Being a senior leader. (Note: This scale is asymmetrical due to an error; however, this didn't affect analysis of grouped results.) Do you want to be a top executive? | Yes; No; I already am a top executive.
- 6** Except where otherwise noted, "young women" and "young men" refer to employees under the age of 30.
- 7** Except where otherwise noted, "senior leadership" refers to individuals at the vice president level or above (L3 to L1 in Methodology).
- 8** Total percent of women and men per level in the race and gender pipeline may not sum to overall corporate pipeline totals, as the race pipeline does not include employees with unreported race data. Some percentages may sum to 99 percent or 101 percent due to rounding. Pipeline data in this report is based on data from the end of 2021 and does not reflect changes through 2022.
- 9** In this study, numbers for the "broken rung" assume an equal number of men, women, and women of color at entry-level (L6 in Methodology).
- 10** In this chart, data for voluntary attrition from 2017 to 2021 comes from unpublished pipeline data for the 2018 to 2022 Women in the Workplace reports. Voluntary attrition rates for men and women leaders (L4 to L1 in Methodology) were calculated by weighting each employee level's voluntary attrition rate by the end of year composition.
- 11** In this study, unless otherwise noted, "voluntary attrition" refers to employees who left their organization of their own volition.
- 12** Data for women in engineering and technical roles is based on the following question: Do you work in an engineering or technical field (e.g., engineering, product development, data science)? | Yes; No. In 2018, this question was slightly different: Do you work in an engineering or technical department (e.g., engineering, product development, data science)? | Yes; No.
- 13** U.S. Bureau of Labor Statistics, "Occupational Outlook Handbook," filtered by pay ("more than \$80,000/year") and occupation growth rate ("faster than average or much faster than average"), September 8, 2022, [https://www.bls.gov/ooh/occupation-finder.htm?pay=\\$80,000+or+more&education=&training=&newjobs=&growth=Faster+than+average&submit=GO](https://www.bls.gov/ooh/occupation-finder.htm?pay=$80,000+or+more&education=&training=&newjobs=&growth=Faster+than+average&submit=GO).
- 14** Data show that when managers take action to support employee well-being and promote inclusion, employees have better experiences. Full question: Which of the following actions has your manager taken consistently in the past year? | Shown interest in your career advancement (e.g., asked about your career goals); Encouraged respectful and inclusive behavior on your team; Checked in on your personal well-being; Trusted you to get your work done without micromanaging; Worked with you to make sure your workload is manageable; Made sure you got credit for your work; Given you helpful feedback; None of these.
- 15** LeanIn.Org and McKinsey & Company, Women in the Workplace 2021 (September 2021), <https://womenintheworkplace.com/>.
- 16** Ibid.

Endnotes

- 17** In this study, “flexibility” refers to remote or hybrid work, as well as flexible work options such as the ability to set your own hours.
- 18** Full question: Compared to how you felt two years ago, how important are the following to you now: [Respondents selected from “Less important now,” “Just as important,” “More important,” “Was never important,” and “Not sure”] | Flexibility (e.g., being able to work remotely and/or set your own work hours); Working at an organization that prioritizes diversity, equity, and inclusion; Working at an organization that is committed to employee well-being; Having a supportive manager; Being recognized and rewarded for your work.
- 19** In this study, unless otherwise noted, “people management” refers to actions taken by managers to support employees’ well-being and career development. This finding on women leaders and DEI is from LeanIn.Org and McKinsey & Company, *Women in the Workplace 2021*, unpublished data.
- 20** See endnote 23 for the full question.
- 21** In this study, “older women” and “older employees” refer to women or employees over the age of 40.
- 22** Full question: Why did you leave your last job? | I wanted more options to work remotely; I wanted a more flexible work schedule (e.g., ability to set my own work hours); My workload was unmanageable; My manager wasn’t supportive; I didn’t feel welcome (e.g., I was excluded or treated disrespectfully); I wanted to do more meaningful or inspiring work; I wanted more opportunity to advance; I wanted to work for an organization more committed to diversity, equity, and inclusion; I had an opportunity that offered better pay and/or benefits; I left for personal reasons (e.g., I relocated); Other. This question was only asked of people who switched jobs in the last two years. The number given for “flexibility” in this chart is a composite of “I wanted more options to work remotely” and/or “I wanted a more flexible schedule (e.g., ability to set my own work hours). For “opportunity to advance,” the difference between men and women leaders is not statistically significant
- 23** Full question: Over the last two years, has career advancement (e.g., getting promoted) become more or less important to you? | Less important now; Just as important; More important now; Not sure. See endnote 18 for the second question.
- 24** “1 in 3” was obtained by subtracting the percentage of Black women leaders who selected “None of these” from 100 percent. Full question: In the last year, have you felt that any of the following personal characteristics have played a role in you being denied or passed over for a raise, promotion, or chance to get ahead? | Your gender; Your race/ethnicity; Having a disability or health issue; Your sexual orientation; Your age; Being a parent; Being a remote employee; None of these.
- 25** This visual presents data for all women and men, not just those who live with a spouse or partner. Full question: When it comes to household responsibilities (e.g., housework, childcare, managing family’s schedule, helping children with school), would you say... | You are responsible for all of the work; You are responsible for most of the work; You share responsibilities equally with a partner; Your partner is responsible for most of the work; Your partner is responsible for all of the work; Someone else (e.g., family member, nanny) is responsible for all or most of the work.
- 26** Psychological safety is the belief among employees that it’s safe to take interpersonal risks. It means employees believe they won’t be punished or humiliated if they propose new ideas, raise concerns and issues, or admit mistakes. Amy Edmondson, “Psychological Safety and Learning Behavior in Work Teams,” *Administrative Science Quarterly* 44, no. 2 (June 1999): 350–83, <https://journals.sagepub.com/doi/abs/10.2307/2666999>. Full question: Which of the following are true on your team? | [Select all that apply] People aren’t penalized for making mistakes; People feel comfortable disagreeing with each other; People rarely exclude other team members; People celebrate each other’s accomplishments; Everyone’s work is valued; People listen to each other’s ideas and concerns; None of these.
- 27** “Asian women” refers to women of South Asian, East Asian, and Southeast Asian origin or descent. Unless otherwise stated, “Asian women” does not include individuals of Pacific Islander, Native Hawaiian, West Asian, or Middle Eastern origin or descent.
- 28** Due to small sample sizes, all women identifying as lesbian, bisexual, pansexual, otherwise non-heterosexual, and/or transgender were analyzed and reported in a single category as LGBTQ+ women. This means that, throughout this report, the composite “LGBTQ+” most closely describes the experiences of larger groups in the sample (e.g., lesbians and bisexual women).
- 29** This visualization utilizes data from multiple survey questions. See endnotes 31 to 34 for the full list of questions. Categories represented in this table (e.g., LGBTQ+ women, white women, women with disabilities, etc.) are not mutually exclusive or collectively exhaustive even within subcategories (e.g., some women with disabilities are also LGBTQ+ and fall across racial/ethnic categories).

Endnotes

- 30** The LGBTQ+ population in this sample significantly differs from the overall population (e.g., skews much younger), which may affect the results presented in this study.
- 31** See endnote 14 for the full question.
- 32** Full questions: How much do you agree with the following statements? [Respondents selected from “Somewhat/strongly disagree,” “Neither disagree nor agree,” or “Somewhat/strongly agree”] | I have strong allies on my team; I actively try to practice allyship at work. In the last year, has someone in a more senior role done any of the following for you? | Put you forward as a candidate for a promotion; Recommended you for a stretch assignment; Told you that you have what it takes to advance at your organization; Advocated for a compensation increase for you; Publicly praised you for your skills or accomplishments; None of these.
- 33** Full question: In the last year, over the normal course of business, have you experienced any of the following? [Respondents selected from “Yes,” “No,” or “Not sure”] | Having others take or get credit for your ideas; Having your judgment questioned in your area of expertise; Having others comment on your appearance in a way that made you uncomfortable; People making assumptions about your culture or nationality (e.g., asking you where you’re “really from”); Being mistaken for someone at a lower level; Being criticized for your demeanor (e.g., being told you look mad or should smile more); Hearing or overhearing negative comments about your accent or way of speaking; Having someone say or imply you’re not qualified for your job; Having someone question whether you were working because you didn’t respond right away.
- 34** See endnote 26 for full question.
- 35** Full question: Ideally, would you... | Work mostly remotely; Work mostly on-site; Split time about evenly between working remotely and working on-site; Not sure; Other.
- 36** Throughout this study, when referring to employees’ current work situations, “mostly on-site” refers to employees who work remotely 0 percent to 20 percent of the time (i.e., less than one day a week). “Hybrid” refers to employees who work remotely 21 percent to 90 percent of the time (i.e., between one and four days a week). “Mostly remote” refers to employees who work remotely 91 percent to 100 percent of the time (i.e., always or almost always).
- 37** In this study, employees who “work remotely or hybrid at least some of the time” refers to those who work remotely 21 percent to 100 percent of the time.
- 38** Robin J. Ely and Irene Padavic, “What’s Really Holding Women Back?” *Harvard Business Review*, March-April 2020, <https://hbr.org/2020/03/whats-really-holding-women-back>. Herminia Ibarra, Julia Gillard, and Tomas Chamorro-Premuzic, “Why WFH Isn’t Necessarily Good for Women,” *Harvard Business Review*, July 16, 2020, <https://hbr.org/2020/07/why-wfh-isnt-necessarily-good-for-women>.
- 39** Percentages in this chart may not sum to 100 because options such as “Not sure” and “Other” are not depicted in data visualizations. For the full question, see endnote 35.
- 40** “Women work where they want to” refers to women who work mostly remotely and want to work mostly remotely or women who work mostly on-site and want to work mostly on-site. “Women don’t work where they want to” refers to women who work mostly remotely and want to work mostly on-site or women who work mostly on-site and want to work mostly remotely. Neither group includes women who work or want to work in a hybrid environment. “I’m rarely burned out” is a composite of respondents who selected “Seldom” and “Almost never.” Full question: In the last few months, how often have you felt burned out at work? | Almost never; Seldom; Sometimes; Often; Almost always; Not sure.
- 41** In this study, an “othering microaggression” refers to: Having had others comment on your appearance in a way that makes you uncomfortable; People making assumptions about your culture or nationality (e.g., asking you where you’re “really from”); Being criticized for your demeanor (e.g., being told you look mad or should smile more); Hearing or overhearing negative comments about your accent or way of speaking. See endnote 33 for the full question text. Notable differences are between those working mostly on-site and those working mostly remotely. In some cases, differences between those working hybrid and other groups are not significant.
- 42** Joan C. Williams, Mary Blair-Loy, and Jennifer Berdahl, “Special Issue: The Flexibility Stigma,” *Journal of Social Issues* 69, no. 2 (June 2013): 209-405, <https://spssi.onlinelibrary.wiley.com/toc/15404560/69/2>.

Endnotes

- 43** Tony Simons and Quinetta Roberson, “Why managers should care about fairness: The effects of aggregate justice perceptions on organizational outcomes,” *Journal of Applied Psychology* 88, no. 3, (June 2003): 432–43. <https://doi.org/10.1037/0021-9010.88.3.432>. Jixia Yang, Zhi-Xue Zhang, and Anne S. Tsui, “Middle Manager Leadership and Frontline Employee Performance: Bypass, Cascading, and Moderating Effects,” *Journal of Management Studies* 47 (April 2010): 654–78, <https://doi.org/10.1111/j.1467-6486.2009.00902.x>.
- 44** Joelle Emerson, “Don’t Give Up on Unconscious Bias Training—Make It Better,” *Harvard Business Review*, April 28, 2017, <https://hbr.org/2017/04/dont-give-up-on-unconscious-bias-training-make-it-better>.
- 45** Jack Zenger, “How Effective Are Your 360-Degree Feedback Assessments?” *Forbes*, March 10, 2016, <https://www.forbes.com/sites/jackzenger/2016/03/10/how-effective-are-your-360-degree-feedback-assessments/>.
- 46** This visualization utilizes data from multiple survey questions. See endnotes 47 to 50 for the full list of questions.
- 47** Full questions: Compared to my peers in this organization I have equal opportunity to advance | Somewhat/strongly disagree; Neither disagree nor agree; Somewhat/strongly agree. In general, how much of a priority is diversity, equity, and inclusion to your organization? | DEI higher priority; DEI lower priority. See endnote 24 for the third question.
- 48** See endnote 26 for the full question.
- 49** Full question: Which of the following are true for you on most workdays? | You feel like you need to be available 24/7 (e.g., checking email at all hours); You feel like you have to prove you’re working; You have the information and resources you need to get your work done; You’re in meetings for most of the day; You have a chance to work on things that feel meaningful and important; You feel overwhelmed (e.g., you can’t get all of your work done in the time you have); You feel like you can be honest with your colleagues about challenges you’re facing; None of these.
- 50** Full questions: Overall how happy are you with the following? [Respondents selected from “Somewhat/very unhappy,” “Neither unhappy nor happy,” or “Somewhat/very happy”] | Your job. I would recommend this organization as a great place to work. | Somewhat/strongly disagree; Neither disagree nor agree; Somewhat/strongly agree; Prefer not to say. How likely are you to leave your organization in the next year? | Somewhat/very unlikely; Neither unlikely nor likely; Somewhat/very likely; Not sure. For the full text of the fourth question, see endnote 40.
- 51** In this study, “common practice” or “table stakes” refers to practices that are standard in most (≥75 percent of the 317 participants in the HR survey for 2022) organizations—they’re important but not driving enough progress on their own. “Leading practice” refers to practices that are less standard (< 75 percent) but more prevalent in companies that have both improved women’s representation (including women of color) and outperformed their industry from 2019 to 2022 when compared to other companies with data from the same time period. A recommendation is classified as a leading practice if at least one of the named actions shows a statistically significant difference between top performing companies and other companies. “Emerging practice” refers to those that are less common (< 30 percent of organizations that participated in 2022 do these things) but show promising early results. See Methodology for more details. Policies and programs highlighted in this table are not exhaustive of all table stakes, emerging practices, or leading practices analyzed.
- 52** Katerina Bezrukova, Chester S. Spell, Jamie L. Perry et al., “A meta-analytical integration of over 40 years of research on diversity training evaluation,” *Psychological Bulletin* 142, no. 11 (November 2016): 1227–74, <https://www.proquest.com/docview/1819126367/fulltextPDF/7F606D14126144BBPQ/5?forcedol=true>.
- 53** Participating companies were required to have a minimum of 1,000 U.S. and Canadian employees to participate. Exceptions were addressed on a case-by-case basis.
- 54** A minimum of five companies is required to create an industry benchmark.
- 55** Overall weighted pipeline is based on 311 private-sector firms and does not include Public and Social Sector organizations or Law Firms. Three Law Firms were excluded from this list as they did not meet the minimum benchmark threshold of five companies per industry.
- 56** Percentages sum to 101 percent due to rounding.
- 57** Representation calculations by gender include data for employees whose race was not reported. However, representation calculations by race/ethnicity and gender do not include data for employees whose race was not reported.

